

AD 620971

U. S. ARMY

Technical Note 4-68

ACOUSTICAL STUDY OF THE CH-47B (CHINOOK) HELICOPTER

Thomas S. Bragg

March 1968


HUMAN ENGINEERING LABORATORIES



**ABERDEEN PROVING GROUND,
MARYLAND**

This document has been approved for public
release and sale; its distribution is unlimited.

Produced by
CLEARINGHOUSE
of the Scientific & Technical
Information Group, GPO: 1968 O-345-125



Destroy this report when no longer needed.
Do not return it to the originator.

The findings in this report are not to be construed as an official Department of the Army position unless so designated by other authorized documents.

Use of trade names in this report does not constitute an official endorsement or approval of the use of such commercial products.

AD 670 971

ACOUSTICAL STUDY OF THE CH-47B (CHINOOK) HELICOPTER

Thomas S. Bragg

Human Engineering Laboratories
Aberdeen Proving Ground, Maryland

March 1968

Technical Note 4-68

ACOUSTICAL STUDY OF THE CH-47B (CHINOOK) HELICOPTER

Thomas S. Bragg

March 1968

APPROVED:



JOHN D. WEISZ

Technical Director

Human Engineering Laboratories

U. S. ARMY HUMAN ENGINEERING LABORATORIES
Aberdeen Proving Ground, Maryland

This document has been approved for public
release and sale; its distribution is unlimited.

ABSTRACT

Sound measurements were conducted in the CH-47B (Chinook) Helicopter under conditions of normal cruise, maximum continuous power, level flight at various air speeds, hover, level acceleration and deceleration, and partial-power descent. Results are presented and compared with applicable parts of Military Specification MIL-A-8806A and U. S. Army Human Engineering Laboratories Standard S-1-63B. Variations of the noise from that specified in these documents are discussed, and it is recommended that the noise be reduced to conform to the specified levels.

CONTENTS

ABSTRACT	iii
INTRODUCTION	1
METHOD	1
RESULTS	
Measurements at Normal Cruise-Power Air Speed.	3
Measurements at Maximum Continuous Power	3
Measurements in Level Flight at Various Air Speeds	3
Measurements During Hover Conditions	4
Measurements During Level Accelerations and Decelerations	4
Measurements During Partial-Power Descents	5
DISCUSSION	
Measurements at Normal Cruise-Power Air Speed.	5
Measurements at Maximum Continuous Power	6
Measurements in Level Flight at Various Air Speeds	6
Measurements During Hover Conditions	7
Measurements During Level Accelerations and Decelerations	7
Measurements During Partial Power Descents	8
SUMMARY	8
REFERENCES	11
APPENDIX	13

ACOUSTICAL STUDY OF THE CH-47B (CHINOOK) HELICOPTER

INTRODUCTION

Sound measurements were made in the CH-47B (Chinook) Helicopter at the request of the U. S. Army Aviation Test Activity Preliminary Evaluation Team, Edwards Air Force Base, Cal., on 13 and 14 April 1967. The tests were conducted at Philadelphia International Airport, Philadelphia, Pa. The Chinook tested was serial number 65-7992. Measurements were made during level flight at various speeds, during hover conditions, during level acceleration and decelerations, and during partial-power descents. The measurements were checked for compliance with Military Specification MIL-A-8806A (6). For reference purposes, the measurements were also compared with HEL Standard S-1-63B (5).

METHOD

Measurements were made in all or some of three specific locations inside the aircraft for the various flight conditions tested. These locations were (1) Station 95 (in the cockpit) between the heads of the pilot and copilot at approximately ear height, (2) Station 320 (in the cargo area) on the longitudinal axis of the aircraft, and (3) Station 480 (in front of the rear ramp) also on the longitudinal axis of the aircraft (Fig. 86A). In addition, measurements were made outside the aircraft at four positions on the ground while the helicopter hovered 10 feet above. These positions were all approximately 20 meters from the aircraft and were located (1) at 0° (directly in front of the aircraft), (2) at 90° (on the starboard side of the aircraft), (3) at 180° (directly behind the aircraft), and (4) at 270° (on the port side of the aircraft) (Fig. 87A).

Measurements were made at two rotor speeds, 225 rpm and 230 rpm, for most flight conditions; however, data were obtained at only one rotor speed for a few conditions.

Equipment used in making the measurements was (1) A Bruel & Kjaer (B&K) Type 2293 sound-level meter, (2) a B&K Type 1613 octave-filter set, (3) a B&K Type 4131 microphone, and (4) a Nagra Type III-B tape recorder. Equipment was set up as shown in Figure 88A. A sample of noise was recorded in each of the test positions for each test condition. For these recordings, the octave-filter set was bypassed and the sound-level meter served as an attenuator-preamplifier, calibrated

in 10-decibel (dB) steps. To assure veracity of the recordings, the octave-filter set was used to make an on-site octave-band noise analysis, which was later compared with tape-recorded data taken under the same conditions to verify that the readings were the same.

The tape recordings thus obtained were analyzed in the laboratory using (1) the same Nagra Type III-B tape recorder, (2) A B&K Type 1612 band-pass filter set, (3) a B&K Type 2604 microphone amplifier, and (4) a B&K Type 2305 graphic level recorder. This equipment was set up as shown in Figure 89A. A noise sample was played back, using the microphone amplifier as an amplifier and attenuator, through the octave-filter set. The noise spectrum was then traced automatically by the graphic level recorder. For noise samples that do not vary with time such as those obtained during level flight, the octave-filter set sweeps through the octaves automatically, producing a record similar to that shown in Figure 90A. For noises that vary with time, as during an acceleration or deceleration, it is necessary to plot each frequency band separately, producing a set of records similar to that shown in Figure 91A.

Calibration of the above equipment was performed according to manufacturers' instructions and has National Bureau of Standards traceability. Procedures to be followed in calibrating sound-level meters and microphones are covered by ASA Standards (1, 3). A known sound level of 124.0 dB was produced by a B&K Type 4220 pistonphone calibrator. This known sound level was recorded on tape through the same microphone which was used to make the noise recordings. When the noise recordings were analyzed, the known sound level was used to adjust the output of the graphic recorder, assuring accuracy from source to final plot.

Some noise samples taken at Station 480 were taken again with all inside panels, insulation, etc., aft of Station 486 removed to expose the hydraulic lines, etc., in that section. This was done to simulate actual combat conditions, since these aircraft are being flown in the Republic of Vietnam with these panels, etc., removed so that hydraulic-line breaks caused by enemy fire can be quickly observed.

All noise analyses were performed using the "preferred" frequencies of the ASA Standards (2). Both HEL Standard S-1-63B and Military Specification MIL-A-8806A now use these "preferred" frequencies.

RESULTS

Measurements at Normal Cruise-Power Air Speed

These measurements were performed at all three interior positions at a rotor speed of 225 rpm. No data were obtained at a rotor speed of 230 rpm. The results are shown in Table 1A and in Figures 1A to 3A. For normal cruise-power air speed only, an exception was granted by the Detail Specification (4) which increased the allowable octave-band noise levels of the applicable part (Table IV A) of MIL-A-8806A. This new noise level is shown in table and graphs, along with the original level for reference. The HEL Standard was not altered by the Detail Specification, and it is also shown in the table and graphs for reference.

Measurements at Maximum Continuous Power

These measurements were performed at all three interior locations at a rotor speed of 230 rpm. No data were obtained at a rotor speed of 225 rpm. The results are shown in Table 2A and in Figures 4A to 7A. For maximum continuous-power data, MIL-A-8806A has two parts that apply. One (Table III A) applies only when personnel wear protective helmets, and the other (Table I A) applies when helmets are not used. Both are shown for reference in the table and graphs, as is the HEL Standard.

Although the CH-47B's maximum continuous power is 1520 pounds torque, an additional set of measurements was performed under the short duration power of 1720 pounds torque. These data also were obtained only at a rotor speed of 230 rpm. The results are shown in Table 3A and in Figures 8A to 10A. The table and graphs also show the part (Table II B) of MIL-A-8806A that is applicable for short duration conditions, as well as the HEL Standard.

Measurements in Level Flight at Various Air Speeds

These measurements were performed at all three interior locations at rotor speeds of 225 rpm and 230 rpm. The speeds selected for measurement were 30 knots, 40 knots, 60 knots, 80 knots, 100 knots, 120 knots, and 140 knots. The results are shown in Tables 4A to 10A and in Figures 11A to 56A. No data were obtained at Stations 320 and 480, rotor speed 225 rpm, air speed 140 knots, because equipment malfunctioned. Measurements were not made at Station 480 with insulating panels removed at any air speed for rotor speeds of 225 rpm, nor were they made at 30 knots at 230 rpm. In some other records either the first or last point was omitted because of limited dynamic range of the equipment.

The various air speeds may all be considered to be short-duration conditions; hence, the part (Table II A) of MIL-A-8806A that applies to these conditions is shown in the tables and graphs, as is the HEL Standard.

Measurements During Hover Conditions

Measurements were performed at all three interior locations while the aircraft was hovering (out of ground effect) at rotor speeds of 225 rpm and 230 rpm. At Station 480 measurements were made both with insulating panels in place and with them removed. The results are shown in Table 11A and in Figures 57A to 64A. Since hovering may be considered to be a short-duration condition, the part (Table II A) of MIL-A-8806A that applies to those conditions is shown in the tables and graphs, as is the HEL Standard.

Measurements were also performed at the four exterior positions described earlier (Fig. 2A) while the helicopter was hovering (in ground effect) at approximately 10 feet. These results are shown in Table 12A and in Figures 65A to 68A. Since MIL-A-8806A applies just to noise inside the aircraft, the HEL Standard is the only one shown in the table and graphs.

Measurements During Level Accelerations and Decelerations

Measurements were performed at two interior locations (Stations 95 and 320) at rotor speeds of 225 rpm and 230 rpm during level accelerations from 40 knots true air speed to 140 knots true air speed. The data were analyzed to show the time history of the noise in each octave band. From these analyses the range of the highest to the lowest sound pressure level was obtained for each octave band. These results are shown in Table 13A and as the shaded area in Figures 69A to 72A. The table and graphs also show the part (Table II B) of MIL-A-8806A that is applicable for short-duration conditions as well as the HEL Standard.

Measurements were also performed in the same locations and at the same rotor speeds during level decelerations from 140 knots true air speed to 40 knots true air speed. This data was also analyzed to show time histories of the noise in each octave band from which the range between the highest and lowest sound pressure levels was obtained. These results are shown in Table 14A and as the shaded area in Figures 73A to 76A. The table and graphs also show the part (Table II B) of MIL-A-8806 that is applicable for short duration conditions, as well as the HEL Standard.

Measurements During Partial-Power Descents

Partial-power descents were flown at true air speeds of 60 knots and 100 knots, both with rotor speeds of 230 rpm. Measurements were made at rates of descent of 500 feet per minute, 1000 feet per minute, and 1500 feet per minute. At 60 knots, measurements were made only at Station 95; at 100 knots, measurements were made at both Station 9^r and Station 320. Power levels during tests at 60 knots were (1) for 500 feet per minute descent, 750 pounds torque; (2) for 1000 feet per minute descent, 590 pounds torque; and (3) for 1500 feet per minute descent, 120 pounds torque. Power levels during tests at 100 knots were (1) for 500 feet per minute descent, 750 pounds torque; (2) for 1000 feet per minute descent, 540 pounds torque; and (3) for 1500 feet per minute descent, 320 pounds torque.

These data were analyzed to show the time history of the noise in each octave band. From these analyses the range from the highest to the lowest sound pressure level was obtained for each octave band. These results are shown in Tables 15A and 16A and as the shaded area of Figures 77A to 85A. The tables and graphs also show the part (Table II B) of MIL-A-8806A that is applicable for short duration conditions, as well as the HEL Standard.

DISCUSSION

Measurements at Normal Cruise-Power Air Speed

The noise measured at this air speed can be said, in general, to meet the requirements of the exception to MIL-A-8806A. There are a few octave bands where the noise exceeds the specified level by two to four dB, but these instances should not be viewed as serious violations. There is a serious violation of the HEL Standard S-1-63B in the 2000-Hertz (Hz) octave band measured at Station 95, where the noise exceeds the standard by 11 dB. (The noise also exceeds the MIL Specification by three dB at this frequency. It should be noted that the exception to MIL-A-8806A is considerably more lenient than the HEL Standard in this middle frequency range, but it is only shown for reference. The Military Specification governs aircraft testing.) With this one exception, the noise at this air speed also meets the requirements of HEL S-1-63B, or is no more than three dB above the specified levels, at all other positions and octave bands.

Measurements at Maximum Continuous Power

For maximum continuous-power conditions MIL A-8806A specified one maximum noise level for those conditions where helmets are worn and another maximum noise level for conditions where helmets are not worn. Since it is conceivable that either condition could occur in the CH-47B, especially in the cargo area, both of the specified noise levels are included in Table 2A and Figures 4A to 7A.

From Figure 4A it can be seen that the cockpit noise is 14 dB above the specified levels of MIL-A-8806A only in the first octave band, and at other frequencies falls within the limits specified when helmets are used. When helmets are not used (an unlikely situation in the cockpit) the noise exceeds the specified levels in the 2000-Hz and 4000-Hz octave bands by four dB and seven dB. The cockpit noise is above the HEL Standard in all octave bands from 500 Hz to 4000 Hz.

In the cargo area the noise generally meets both the specified levels of the Military Specification and the HEL Standard with one exception which can be seen in Figure 6A. The noise in the 1000-Hz octave band at Station 480 exceeds the HEL Standard by seven dB.

A marked change in the noise at Station 480 occurs when the panels aft of Station 486 are removed, as can be seen in Figure 7A. The high-frequency noise does not meet the provisions of either the HEL Standard or the Military Specification.

For short-duration conditions, MIL-A-8806A specifies yet another set of maximum noise levels. These are shown with the measurements at 1720 pounds torque in Table 3A and Figures 8A to 10A. The noise level in general lies above the HEL Standard but below the Military Specification, and thus is acceptable.

Measurements in Level Flight at Various Air Speeds

The CH-47B meets the requirements of MIL-A-8806A in all three measuring positions at all air speeds tested from 30 knots to 140 knots, except when the panels aft of Station 486 are removed. When the panels are removed, the noise is excessive, with respect to MIL-A-8806A, in all octave bands above 2000 Hz for all the air speeds tested.

When compared with the HEL Standard, the noise is generally acceptable for all air speeds at the positions in the cargo area when the panels aft of Station 486 are in place. When the panels are removed, the noise is above HEL S-1-63B at all air speeds in all the octave bands above 250 Hz. In the cockpit, the noise falls above the levels of the HEL Standard in the 1000-Hz, 2000-Hz, and 4000-Hz octave bands for all air speeds. It is interesting to note the effect that rotor speed has on the shape of the noise spectrum. For all air speeds measured at station 95, the noise spectrum tends to be flatter in the three octave bands mentioned above (1000 Hz,

2000 Hz and 4000 Hz) at 225 rpm rotor speed than it is at 230 rpm. At 230 rpm, evidence of a peak at 2000 Hz appears in all instances. If the noise in this octave band were reduced sufficiently, the noise in the octave bands on either side of it would probably also decrease and the noise spectrum could be lowered to the levels of HEL S-1-63B. This same peaking at 2000 Hz at 230 rpm is also evident to a lesser extent in measurements made at Station 480, near the rear rotor, indicating the front and rear rotors as possible sources of the noise in that octave band.

At the two highest air speeds, the 1000-Hz octave band at Station 480, shows a peak which raises the noise spectrum to a level exceeding the HEL Standard by four dB or more in the 1000-Hz and 2000-Hz octave bands. Those and the occasional points where the noise exceeds the levels set by the HEL Standard by less than three dB may be viewed as insignificant, since the requirements of MIL-A-8806A are met.

Measurements During Hover Conditions

The results of interior measurements while hovering are very similar to those made in level flight. The noise is generally acceptable in the cargo-section positions as long as the panels aft of Station 486 are in place. When the panels are removed the noise exceeds the provisions of MIL-A-8806A in all octave bands 1000 Hz and above, and it exceeds the provisions of HEL S-1-63B in all octave bands 250 Hz and above.

At Station 95 and Station 480 the 2000-Hz octave band shows a peak which brings that part of the noise spectrum above the provisions of HEL S-1-63B, although it is still within the requirements of MIL-A-8806A.

Measurements made outside the helicopter while it was hovering nearby indicate that the noise spectrum at the positions tested exceeds the HEL Standard by as much as nine dB except at the position 20 meters in front of the aircraft. There the noise just meets the provisions of HEL S-1-63B. Prolonged exposure at the other three positions should be avoided.

Measurements During Level Accelerations and Decelerations

The CH-47B meets the requirements of HEL S-1-63B and MIL-A-8806A in the cargo area (Station 320) during level accelerations and decelerations at both rotor speeds tested. In the cockpit (Station 95), the range of noise is extremely loud in the first two octave bands, exceeding both the HEL Standard and the Military Specification. At 225 rpm rotor speed, the noise also exceeds MIL-A-8806A at 4000 Hz during both accelerations and decelerations, while at 230 rpm, the noise exceeds MIL-A-8806A in the 2000-Hz octave band, but only during deceleration. These peaks in the spectrum follow the tendency noted before for the higher rotor speed to give a peak at 2000 Hz, while the lower rotor speed gives a flatter spectrum or a peak at 4000 Hz.

Measurements During Partial Power Descents

At 60 knots true air speed, the CH-47B meets the requirements of MIL-A-8806A at all rates of descent, measured at Station 95. No measurements were made at Station 320 for this condition, but it can be assumed on the basis of other measurements in the aircraft that the noise at Station 320 is no louder than, and probably quieter than, that at Station 95, meaning that it, too, meets the provisions of MIL-A-8806A.

Measurements were made only at a rotor speed of 230 rpm and the peak in the 2000-Hz octave band is evident again in this test. The peak brings the noise above the HEL Standard at this frequency.

At 100 knots true air speed, the noise peak in the 2000-Hz octave band becomes considerably louder, and the noise in the octave bands flanking it (1000 Hz and 4000 Hz) also increases appreciably. The net effect is that the noise in the 2000-Hz and 4000-Hz octave bands either exceeds or just barely meets the criteria of MIL-A-8806A for those frequencies, again in both measuring positions and at all three rates of descent.

SUMMARY

The results of this test indicate that the CH-47B helicopter does not meet all the provisions of MIL-A-8806A. The excess noise is not, however, so loud that it cannot be readily reduced to meet MIL-A-8806A. Principal noise-reduction effort should be aimed at reducing the noise in the 2000-Hz and 4000-Hz octave bands, especially in the short-term and high-power flight conditions. Under normal cruise conditions, the noise is acceptable to MIL-A-8806A.

Operation with the panels aft of Station 486 removed should be avoided. The noise at Station 480 is increased to a level that is considerably above the levels of MIL-A-8806A under all flight conditions.

It is the official position of the U. S. Army Human Engineering Laboratories that operating, training, or maintenance tasks shall not expose personnel to noise that exceeds the levels specified in HEL Standard S-1-63B in any equipment designed, developed or procured by the U. S. Army Materiel Command, with the exception of interior noise of aircraft, which is covered by MIL-A-8806A. The levels of HEL Standard S-1-63B have been included for comparison only, to aid in the study of where noise reduction effort should be concentrated. Since almost every test condition produced levels exceeding the HEL Standard at Station 95, usually in some or all of the octave bands between 500 Hz and 4000 Hz, noise reduction should be concentrated in those frequencies, with an eye toward reducing the overall level in the cockpit as well.

The HEL Standard does apply to exterior noise of the CH-47B. Exterior noise does exceed the HEL Standard on three sides of the aircraft and measures should be taken to assure that personnel are not exposed to these noise levels.

REFERENCES

1. American Standards Association. American standard method for the pressure calibration of laboratory standard pressure microphones. New York, N. Y., 1949.
2. American Standards Association. American standard preferred frequencies for acoustical measurements. New York, N. Y., 1960.
3. American Standards Association. American standard specification for general-purpose sound level meters. New York, N. Y., 1961.
4. Boeing-Vertol Corporation. Detail specification for model CH-47B helicopter. Document 114-PJ-602, Philadelphia, Pa., 1967.
5. U. S. Army Human Engineering Laboratories. Maximum noise level for army materiel command equipment. HEL Standard S-1-63B, Aberdeen Proving Ground, Md., 1965.
6. Weapons Engineering Standardization Office. Acoustical noise level in aircraft, general specification for military specification MIL-A-8806A. Naval Engineering Center, Philadelphia, Pa., 1966.

APPENDIX

TABLE 1A

Octave Band Noise Measurements During Level Flight at Normal Cruise Power Air Speed in the CH-47B Helicopter

Octave Band Center Frequency (Hertz)	Band Pressure Level* Specified By:		Measured Band Pressure Level*							
	HFL Std S-1-63B	MIL-A-8806A Table IV	Exception to MIL-A-8806A Table IV		Rotor Speed = 225 rpm		Rotor Speed = 230 rpm			
			MIL-A-8806A Table IV	Exception to MIL-A-8806A Table IV	Station 95	Station 320	Station 480	Station 320	Station 480	
31.5	-	104	107**	-	-	-	-	-	-	-
63	119	104	107	107	107	104	104	104	104	104
125	114	104	108	108	105	107	107	108	108	108
250	107	104	107	107	100	104	104	105	105	105
500	99	96	102	102	96	97	97	100	100	100
1000	91	90	97	97	94	94	94	94	94	94
2000	89	86	97	97	100	99	99	92	92	92
4000	89	75	90	90	92	94	94	88	88	88
8000	91	75	78	78	83	81	81	84	84	84
Linear	-	106	110**	110**	111	111	111	112	112	112

* dB re 0.0002 uhr
 ** (extrapolated value)

TABLE 2A

Octave Band Noise Measurements During Level Flight at Maximum Continuous Power (1520 lbs Torque) in the CH-47B Helicopter

Octave Band Center Frequency (Hertz)	Band Pressure Level* Specified By:		Measured Band Pressure Level*					
	MIL Std S-1-G3B	MIL-A-3806A Table III w/helmets	Rotor Speed = 275 rpm		Rotor Speed = 320 rpm		Rotor Speed = 480 rpm	
			Station	Station	Station	Station	Station	Station
31.5	-	111			120	119	117	
63	111	111			115	109	110	
125	115	111			110	104	104	
250	107	111			107	105	110	
500	99	101			98	100	105	
1000	91	100			93	98	106	
2000	89	100			88	90	107	
4000	81	94			86	89	104	
8000	71	87			82	86	98	
Linear	-	113			125	119	115	

* dB re 0.0002 uBar

** Panels aft of Station 306 were removed.

TABLE 3A

Octave Band Noise Measurements During Level Flight at 1720 Lbs. Torque
in the CH-47B Helicopter

Octave Band Center Frequency (Hertz)	Band Pressure Level* Specified By:		Measured Band Pressure Level*					
	MIL Standard S-1-63B	MIL-A-8806A Table II	Station 320	Station 480	Station 95	Station 320	Station 480	Station 95
31.5	-	118			128	121		120
63	119	118			117	115		112
125	114	118			115	108		107
250	107	118			109	107		105
500	99	112			103	100		102
1000	91	106			100	97		97
2000	89	100			99	89		92
4000	89	94			94	85		91
8000	91	94			86	83		87
Linear	-	120			128	121		121

* dB re 0.0002 uBar

TABLE 4A

Octave Band Noise Measurements During Level Flight at 30 Knots True Air Speed in the CH-47B Helicopter

Octave Band Center Frequency (Hertz)	Band Pressure Level* Specified By:		Measured Band Pressure Level**						
	HEL Standard S-1-63B	MIL-A-8806A Table II	Rotor Speed = 225rpm		Rotor Speed = 230rpm		Rotor Speed = 480rpm		
			Station 95	Station 320	Station 480	Station 95	Station 320	Station 480	
31.5	-	118	118	112	117	108	112	108	N
63	110	118	107	102	108	101	107	101	O
125	114	118	107	103	100	101	106	101	n
250	107	118	107	104	94	102	101	102	A
500	99	112	99	96	92	96	93	96	T
1000	91	116	91	91	83	93	87	93	A
2000	83	100	83	90	87	89	88	90	A
4000	80	94	80	80	81	89	82	89	
8000	91	94	91	87	84	85	88	85	
Linear	-	120	113	115	117	113	115	113	

* dB re 1,0002 uPa

** Panels n 1, 2, or Station 480 were removed.

TABLE 5A

Octave Band Noise Measurements During Level Flight
at 40 Knots True Air Speed in the CH-47B Helicopter

Octave Band Center Frequency (Hz)	Band Pressure Level* Specified By: MIL Standard 3-1-62B	MIL-A-8806A Table II	Measured Band Pressure Level*					
			Rotor Speed = 225 rpm		Rotor Speed = 230 rpm		Rotor Speed = 230 rpm	
			Station	Station	Station	Station	Station	Station
20	-	113	-	-	113	117	105	110
30	11	119	101	100	109	108	99	106
40	11.6	113	102	104	109	109	100	105
50	11.7	118	101	103	109	98	100	108
60	12	112	92	97	93	93	94	102
80	12.1	106	88	91	92	89	91	108
100	12.2	100	83	85	88	87	90	105
125	12.3	94	81	83	84	84	88	103
160	12.4	94	81	82	84	82	82	97
200	-	100	103	103	118	114	109	115

* dB re 0.0002 uBar

** Panels aft of Station 106 were removed

TABLE 6A

Octave Band Noise Measurements During Level Flight
at 60 Knots True Air Speed in the CH-47B Helicopter

Octave Band Center Frequency (Hertz)	Band Pressure Level* Specified By:		Measured Band Pressure Level*												
	MIL Standard S-1-63B	MIL-A-8806A Table II	Rotor Speed = 225rpm				Rotor Speed = 320rpm				Rotor Speed = 480rpm				Station 480 w/o panels**
			Station 95	Station 320	Station 480	Station 95	Station 320	Station 480	Station 95	Station 320	Station 480	Station 95	Station 320	Station 480	
31.	-	113	-	-	-	120	113	111	113	111	113	111	111	113	
63.	112	118	103	105	92	106	106	104	103	104	103	104	104	103	
125.	114	118	100	106	102	99	104	102	102	104	105	102	105	105	
250.	107	118	94	104	103	92	100	101	103	100	108	101	108	108	
500.	99	112	82	95	96	92	93	96	96	93	106	96	106	106	
1000.	91	104	63	90	93	92	80	92	93	80	104	92	104	104	
2000.	89	100	61	89	92	90	86	94	92	86	103	94	103	103	
4000.	84	94	60	84	83	82	80	87	83	80	104	87	104	104	
8000.	91	94	83	81	84	83	-	81	84	-	97	81	97	97	
Linear	-	120	106	100	106	120	112	111	120	112	116	111	116	116	

* dB re 0.0002 stat
** Panels aft of station 186 were removed.

TABLE 7A

Octave Band Noise Measurements During Level Flight
at 80 Knots True Air Speed in the CH-47B Helicopter

Octave Band Center Frequency (Hertz)	Band Pressure Level* Specified By:		Measured Band Pressure Level*						
	HML Standard S-1-63B	MIL-A-8806A Table II	Rotor Speed = 225rpm		Rotor Speed = 230rpm		Rotor Speed = 480rpm		
			Station	Station	Station	Station	Station	Station	Station
12.5	-	113	-	104	122	115	113	116	116
32	110	113	104	90	103	106	103	107	107
63	114	118	105	104	101	107	104	105	105
125	107	118	102	104	93	102	103	109	109
250	99	112	94	98	93	94	97	107	107
500	91	106	88	92	92	92	91	103	103
1000	85	100	86	91	100	87	91	106	106
2000	80	94	81	88	94	84	86	103	103
4000	71	94	81	83	84	82	82	97	97
8000	-	120	108	108	122	115	114	118	118

* dB re 1,0002 stat
** Panels aft of Station 486 were removed.

TABLE 8A

Octave Band Noise Measurements During Level Flight
at 100 Knots True Air Speed in the CH-47B Helicopter

Octave Band Center Frequency (Hertz)	Band Pressure Level* Specified By:		Measured Band Pressure Level*											
	MIL Standard S-1-62B	MIL-A-8806A Table II	Rotor Speed = 225rpm				Rotor Speed = 230rpm				Rotor Speed = 230rpm			
			Station 95	Station 320	Station 480	Station 480	Station 95	Station 320	Station 480	Station 480	Station 95	Station 320	Station 480	Station 480 w/o panels**
31.5	-	115	-	-	-	121	115	115	115	120	115	115	115	120
63	119	118	107	111	102	101	108	104	104	109	108	104	104	109
125	114	113	104	108	103	101	108	102	102	103	108	102	102	103
250	107	118	98	104	105	97	101	101	101	108	101	101	101	108
500	99	112	94	94	98	92	96	96	96	107	96	96	96	107
1000	91	106	95	89	93	92	90	92	92	106	90	92	92	106
2000	84	100	97	97	93	99	88	89	99	110	88	89	89	110
4000	80	94	94	92	88	91	84	84	91	104	84	88	88	104
8000	71	94	83	-	84	84	82	84	84	99	82	84	84	99
Linear	-	120	100	113	108	121	116	115	121	120	116	115	115	120

* dB re 0.0002 ubar

** Panels aft of Station 486 were removed.

TABLE 9A

Octave Band Noise Measurements During Level Flight
at 120 Knots True Air Speed in the CH-47B Helicopter

Octave Band Center Frequency (Hertz)	Band Pressure Level* Specified By:		Measured Band Pressure Level*												
	HEL Standard S-1-63B	MIL-A-8806A Table II	Rotor Speed = 225rpm				Rotor Speed = 230rpm				Rotor Speed = 480 v/o panels**				
			Station 320	Station 480	Station 320	Station 480	Station 95	Station 320	Station 480	Station 320	Station 480	Station 95	Station 320	Station 480	Station 480 v/o panels**
31.5	-	118	-	-	-	122	118	115	118	119	119	119	119	119	119
63	119	118	109	104	110	108	108	114	108	108	108	108	108	108	108
125	114	118	107	105	109	107	104	109	107	107	104	104	104	104	104
250	107	118	100	104	106	106	109	106	106	106	109	109	109	109	109
500	99	112	100	100	97	97	105	97	98	97	105	105	105	105	105
1000	91	106	96	92	94	94	92	92	97	92	106	106	106	106	106
2000	89	100	99	93	100	100	93	90	90	90	109	109	109	109	109
4000	89	94	95	88	95	95	88	84	84	84	101	101	101	101	101
8000	91	94	84	87	84	84	87	81	82	82	99	99	99	99	99
Linear	-	120	110	109	122	122	119	111	119	119	121	121	121	121	121

* dB re 0.0002 ubar

** Panels aft of Station 486 were removed.

TABLE 10A

Octave Band Noise Measurements During Level Flight
at 140 Knots True Air Speed in the CH-47B Helicopter

Octave Band Center Frequency (Hertz)	Band Pressure Level* Specified By:		Measured Band Pressure Level*					
	MIL Standard S-1-63B	MIL-A-8806A Table II	Rotor Speed = 225 rpm		Rotor Speed = 230 rpm			
			Station 95	Station 320	Station 480	Station 95	Station 320	Station 480
31.5	-	118	-	-	126	119	118	118
63	119	118	104	-	112	114	109	106
125	114	118	105	N	105	107	105	104
250	107	118	98	O	98	104	104	110
500	99	112	93	D	97	97	99	106
1000	91	100	93	A	96	93	92	104
2000	80	100	100	T	97	88	92	106
4000	85	94	92	A	93	84	89	104
8000	91	94	82	-	84	82	86	88
Linear	-	120	109	-	126	120	118	119

* dB re 0.0002 ubar
** Panels aft of Station 436 were removed.

TABLE 11A
Octave Band Noise Measurements Hovering (Out of Ground Effect)
in the CH-47B Helicopter

Octave Band Center Frequency (Hertz)	Band Pressure Level* Specified By: MIL Standard S-1-63B	Measured Band Pressure Level*						
		Rotor Speed = 230 rpm			Rotor Speed = 230 rpm			
		Station 95	Station 480	Station 480 w/o panels**	Station 95	Station 320	Station 480 w/o panels**	
31.5	-	122	118	115	122	118	112	111
63	119	109	101	104	107	101	100	103
125	114	100	102	99	99	102	102	108
250	107	91	97	101	92	98	100	110
500	99	92	94	95	93	92	93	104
1000	91	92	88	93	92	91	93	109
2000	87	94	87	93	95	90	94	104
4000	89	92	87	87	91	85	89	103
8000	91	85	83	84	83	84	85	97
Linear	-	122	118	116	122	113	112	117

* dB re 0.000.2 uBar

** Panels aft of Station 486 were removed

TABLE 12A

Octave Band Noise Measurements - Exterior Noise - Hovering (IGE)
of the CH-47B Helicopter, 20 Feet Altitude, 20 M Away

Octave Band Center Frequency (Hertz)	Band Pressure Level* Specified By: HEL Standard S-1-63B	Measured Band Pressure Level*			
		0°(Front)	90°(Starboard)	180°(Aft)	270°(Port)
31.5	-	116	116	116	121
63	119	113	118	117	119
125	114	111	116	117	117
250	107	106	111	111	111
500	99	98	105	106	105
1000	91	91	100	95	97
2000	80	80	94	92	93
4000	80	87	91	91	91
8000	91	86	90	88	91
Linear	-	118	122	120	122

* (dB re 0.0002 uBar

TABLE 13A

Octave Band Noise Measurements - Level Accelerations 40-140 Knots (TAS)
 in the CH-47B Helicopter

Octave Band Center Frequency (Hertz)	Band Pressure Level* Specified By:		Measured Band Pressure Level*											
	HEL Standard S-1-63B	MIL-A-8806A Table II	Rotor Speed = 225rpm				Rotor Speed = 230rpm				Rotor Speed = 230rpm			
			Station 320		Station 95		Station 320		Station 95		Station 320		Station 95	
			Low	High	Low	High	Low	High	Low	High	Low	High	Low	High
31.5	-	118	114	123	110	117	111	125	112	118	112	125	112	118
63	119	118	125	100	113	107	116	100	115	100	115	100	115	115
125	114	118	113	100	108	106	112	101	106	101	106	101	106	106
250	107	118	105	97	105	100	106	96	104	96	104	96	104	104
500	99	112	102	91	98	97	101	91	97	91	97	91	97	97
1000	91	106	100	89	92	95	99	89	93	89	93	89	93	93
2000	89	100	98	86	89	96	100	86	90	86	90	86	90	90
4000	8	94	100	83	86	92	94	84	85	84	85	84	85	85
8000	91	94	84	80	82	82	85	81	82	81	82	81	82	82
Linear	-	120	125	112	118	116	125	115	119	115	119	115	119	119

*dB re 0.0002ubar

TABLE 14A

Octave Band Noise Measurements - Level Decelerations 140-40 Knots (TAS)
in the CH-47B Helicopter

Octave Band Center Frequency (Hertz)	Band Pressure Level* Specified By:		Measured Band Pressure Level*							
	MIL Standard S-1-63B	MIL-A-8806A Table II	Rotor Speed = 225rpm		Rotor Speed = 230rpm		Rotor Speed = 230rpm		Rotor Speed = 230rpm	
			Station 95	Station 320	Station 95	Station 320	Station 95	Station 320	Station 95	Station 320
31.5	-	118	Low 119	High 125	Low 105	High 116	Low 121	High 127	Low 109	High 116
63	119	113	Low 100	High 115	Low 102	High 114	Low 100	High 116	Low 102	High 115
125	114	113	Low 101	High 114	Low 103	High 108	Low 101	High 113	Low 104	High 109
250	107	118	Low 95	High 108	Low 98	High 107	Low 96	High 107	Low 100	High 106
500	99	112	Low 92	High 102	Low 92	High 99	Low 92	High 102	Low 92	High 98
1000	91	106	Low 91	High 98	Low 89	High 92	Low 92	High 98	Low 90	High 92
2000	89	100	Low 94	High 100	Low 87	High 89	Low 95	High 103	Low 85	High 91
4000	89	94	Low 89	High 98	Low 83	High 85	Low 91	High 95	Low 83	High 85
8000	91	94	Low 81	High 84	Low 80	High 81	Low 82	High 84	Low 80	High 82
Linear	-	120	Low 120	High 125	Low 110	High 119	Low 120	High 125	Low 112	High 119

* dB re 0.0002 ubar

TABLE 15A

Octave Band Noise Measurements-Partial Power Descents, 60 Knots (TAS)
Rotor Speed 230 rpm
in the CH-47B Helicopter

Octave Band Center Frequency (Hertz)	Band Pressure Level* Specified By:		Measured Band Pressure Level*													
	S-1-63B	MIL-STD-8806A Table II	Rate of Descent = 500' /min						Rate of Descent = 1000' /min						Rate of Descent = 1500' /min	
			Station 320		Station 320		Station 320		Station 320		Station 320		Station 320		Station 95	Station 320
			Low	High	Low	High	Low	High	Low	High	Low	High	Low	High	Low	High
31.5	-	113	116	120	118	122	118	122	120	122	120	122	120	122	N	N
63	111	113	102	100	101	106	101	106	101	106	101	106	98	103	O	O
125	114	113	100	108	108	104	104	104	104	104	104	104	104	104		
250	107	113	95	104	104	100	100	100	100	100	100	100	96	101		
500	99	112	111	107	107	99	99	99	99	99	99	99	91	94	D	D
1000	91	106	101	104	104	97	97	97	97	97	97	97	90	92	A	A
2000	83	100	100	99	99	98	98	98	98	98	98	98	91	91	T	T
4000	80	94	94	93	93	94	94	94	94	94	94	94	87	90	A	A
8000	91	94	94	93	93	85	85	85	85	85	85	85	81	81		
Linear	-	120	117	120	117	122	117	122	122	122	122	122	120	122		

* dB re 0.0002 ubar

TABLE 16A

Octave Band Noise Measurements-Partial Power Descents, 100 Knots (TAS)
Rotor Speed 230 rpm
in the CH-47B Helicopter

Octave Band Center Frequency (Hertz)	Band Pressure Level* Specified By: MIL-STD-883B Table II	Measured Band Pressure Level*											
		Rate of Descent = 500' /min				Rate of Descent = 1000' /min				Rate of Descent = 1500' /min			
		Station 95		Station 320		Station 95		Station 320		Station 95		Station 320	
		Low	High	Low	High	Low	High	Low	High	Low	High	Low	High
31.	-	123	129	113	116	122	124	113	116	123	125	117	119
53	119	108	114	114	111	110	114	107	110	111	115	108	110
127	114	109	113	106	107	109	113	107	110	110	114	105	108
250	107	103	108	104	108	103	108	103	107	109	108	101	104
500	99	97	102	98	101	98	102	97	99	99	104	98	100
1000	91	85	89	87	100	96	98	99	100	96	100	98	100
2000	89	86	92	86	100	97	99	98	103	96	99	98	101
4000	84	92	97	87	97	93	96	88	97	91	93	97	98
8000	81	84	86	87	90	84	87	87	88	83	85	85	88
Linear	-	123	125	116	118	122	124	116	118	123	125	118	111

*dB re 0.0002 uBar

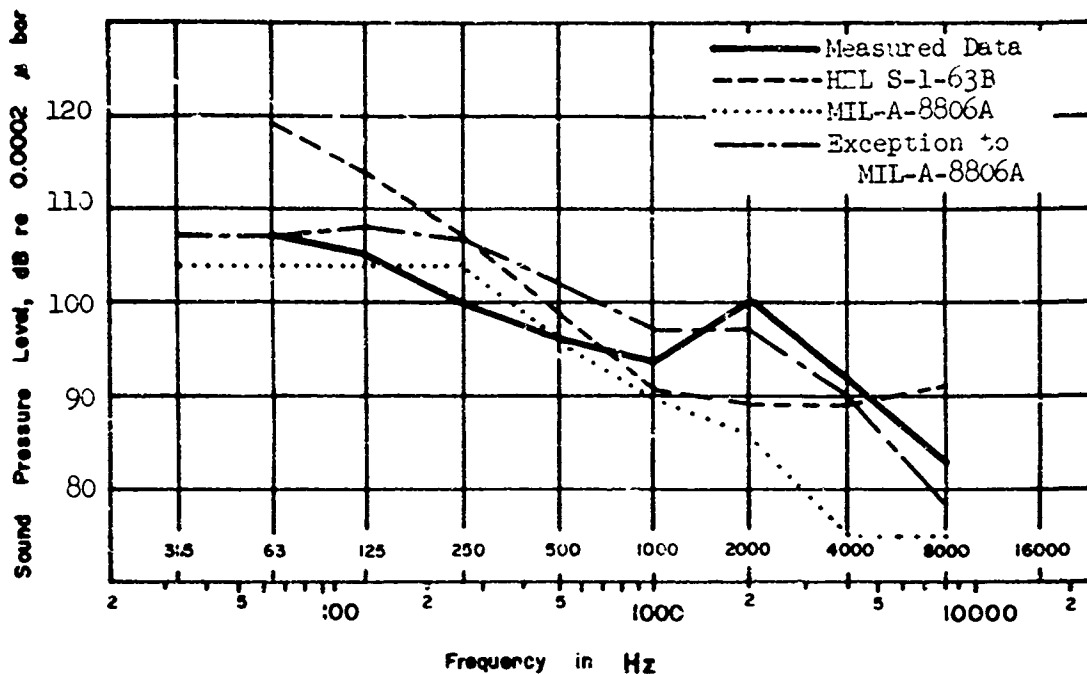


Fig. 1A. NOISE OF THE CH-47B HELICOPTER IN LEVEL FLIGHT AT NORMAL CRUISE AIR SPEED (Rotor speed is 225 rpm. Measuring position is at Station 95.)

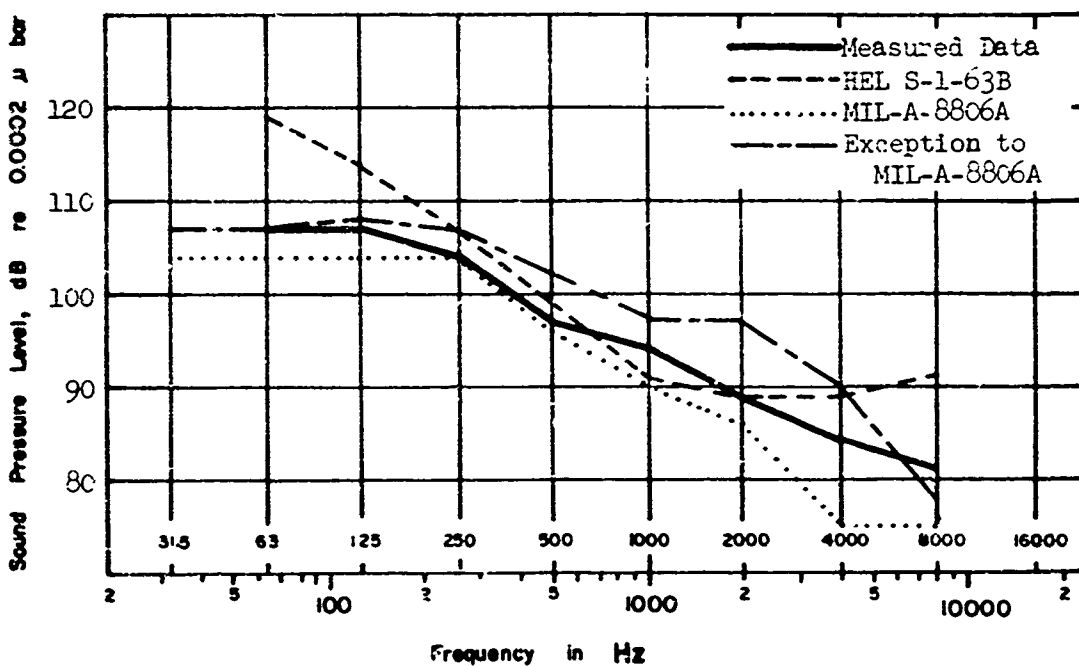


Fig. 2A. NOISE OF THE CH-473 HELICOPTER IN LEVEL FLIGHT AT NORMAL CRUISE AIR SPEED (Rotor speed is 225 rpm. Measuring position is at Station 320.)

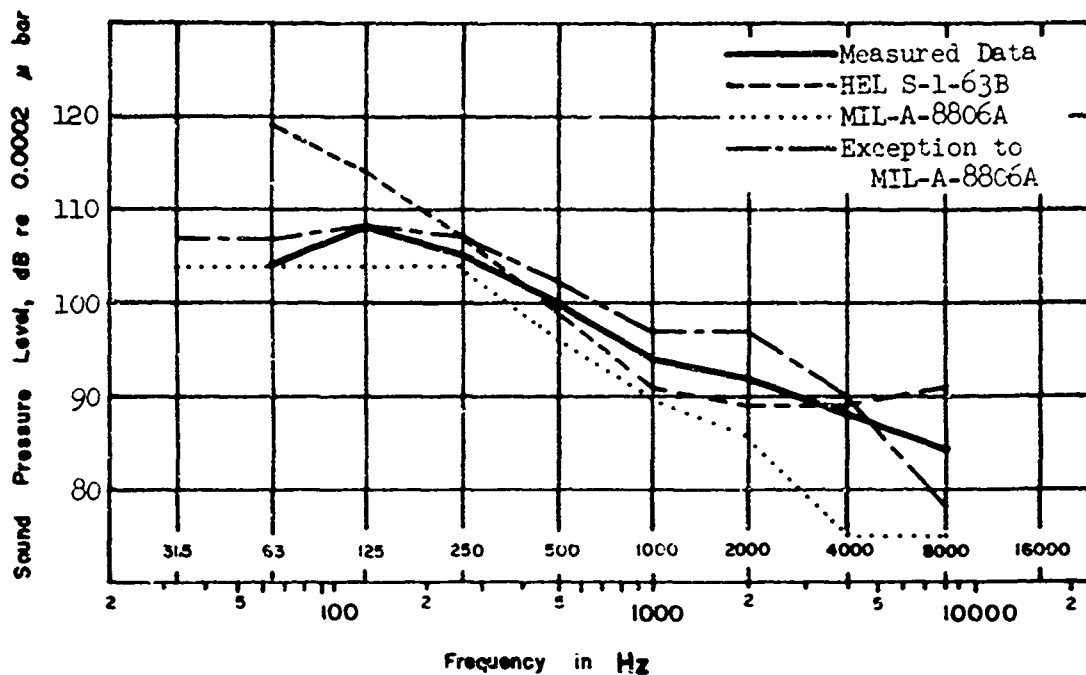


Fig. 3A. NOISE OF THE CH-47B HELICOPTER IN LEVEL FLIGHT AT NORMAL CRUISE AIR SPEED (Rotor speed is 225 rpm. Measuring position is at Station 480.)

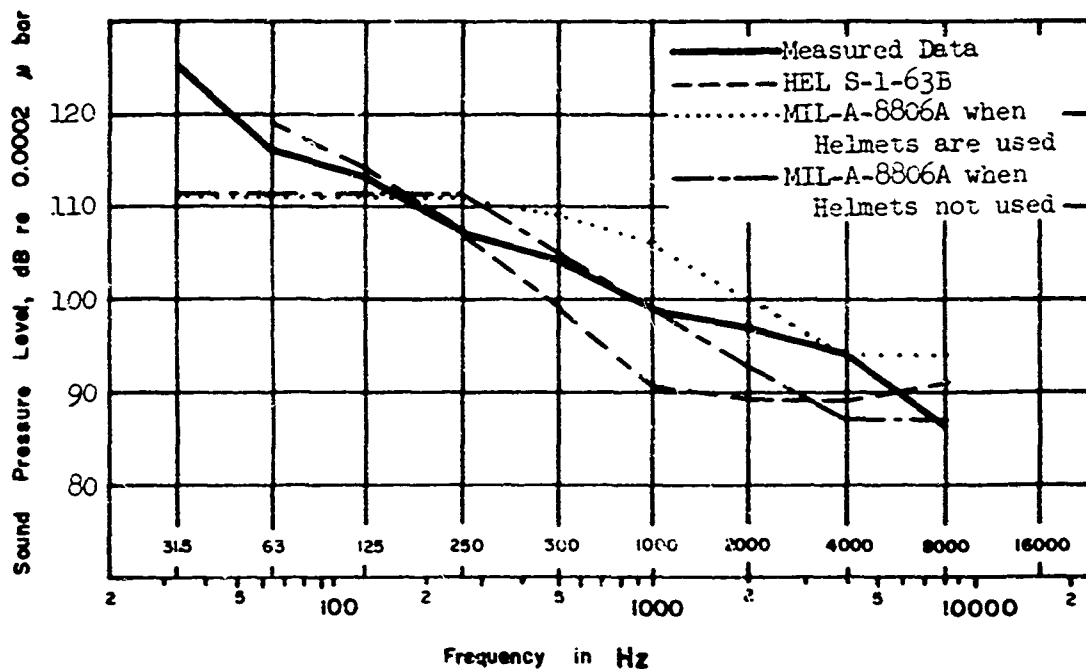


Fig. 4A. NOISE OF THE CH-47B HELICOPTER IN LEVEL FLIGHT AT MAXIMUM CONTINUOUS POWER (1520 lbs. torque) (Rotor speed is 230 rpm. Measuring position is at Station 95.)

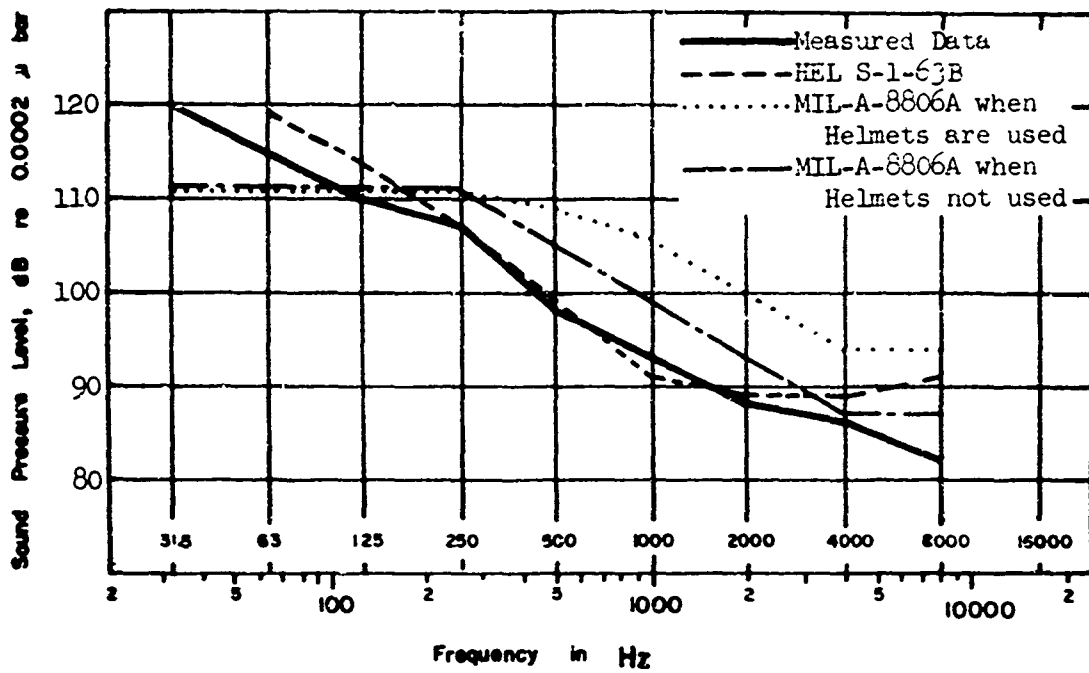


Fig. 5A. NOISE OF THE CH-47B HELICOPTER IN LEVEL FLIGHT AT MAXIMUM CONTINUOUS POWER (1520 lbs. torque) (Rotor speed is 230 rpm. Measuring position is at Station 320.)

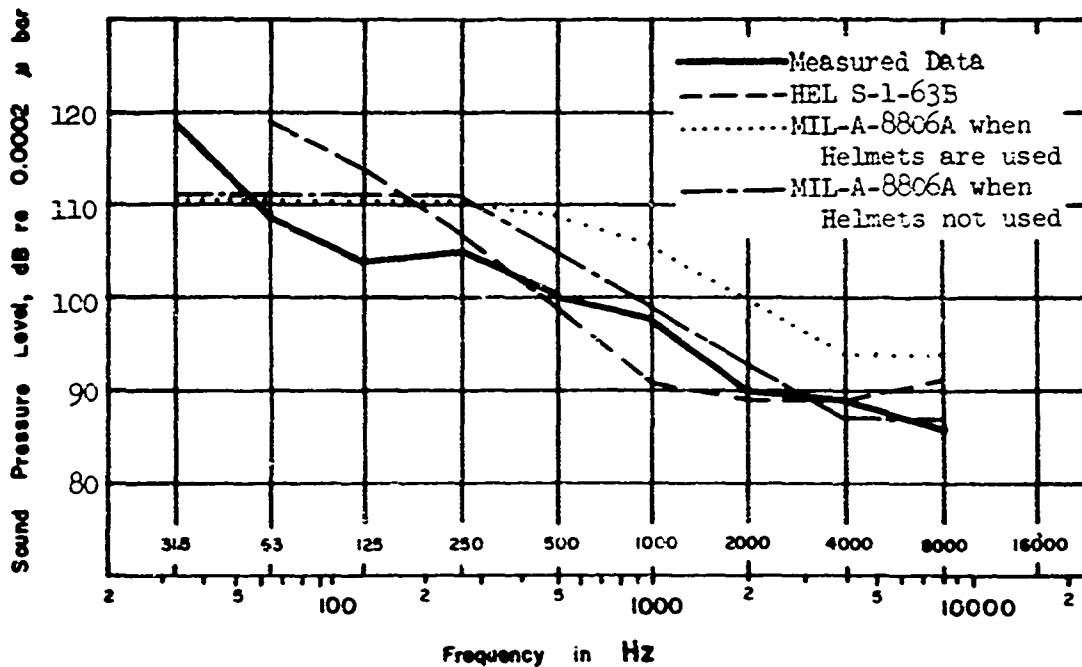


Fig. 6A. NOISE OF THE CH-47B HELICOPTER IN LEVEL FLIGHT AT MAXIMUM CONTINUOUS POWER (1520 lbs. torque) (Rotor speed is 230 rpm. Measuring position is at Station 480.)

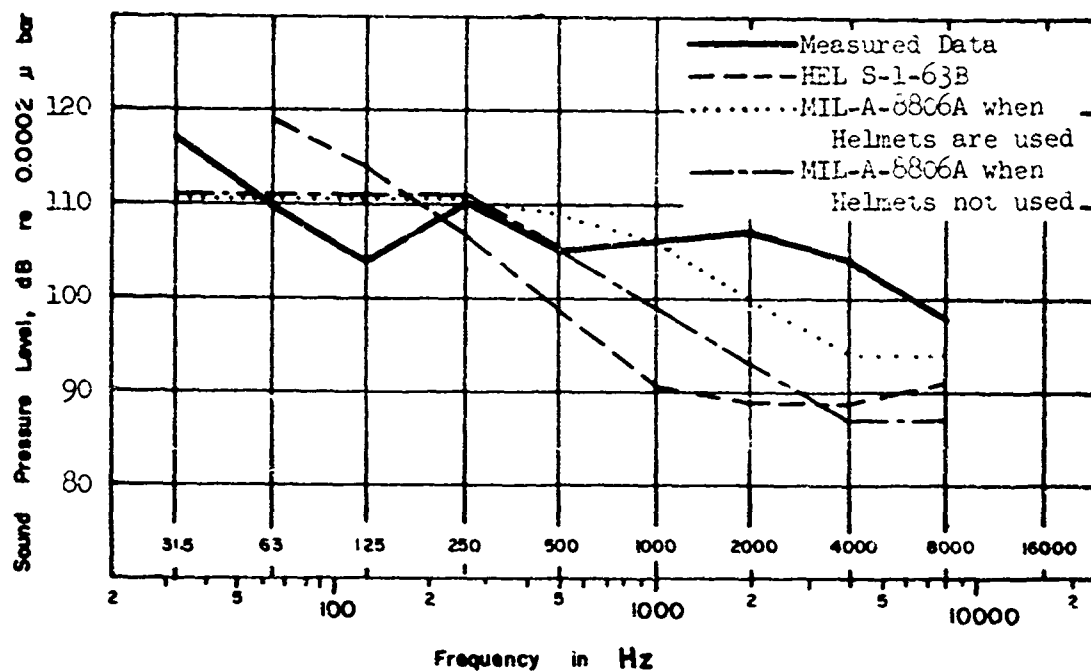


Fig. 7A. NOISE OF THE CH-47B HELICOPTER IN LEVEL FLIGHT AT MAXIMUM CONTINUOUS POWER (1520 lbs. torque) (Rotor speed is 230 rpm. Measuring position is at Station 480. All panels aft of Station 486 removed.)

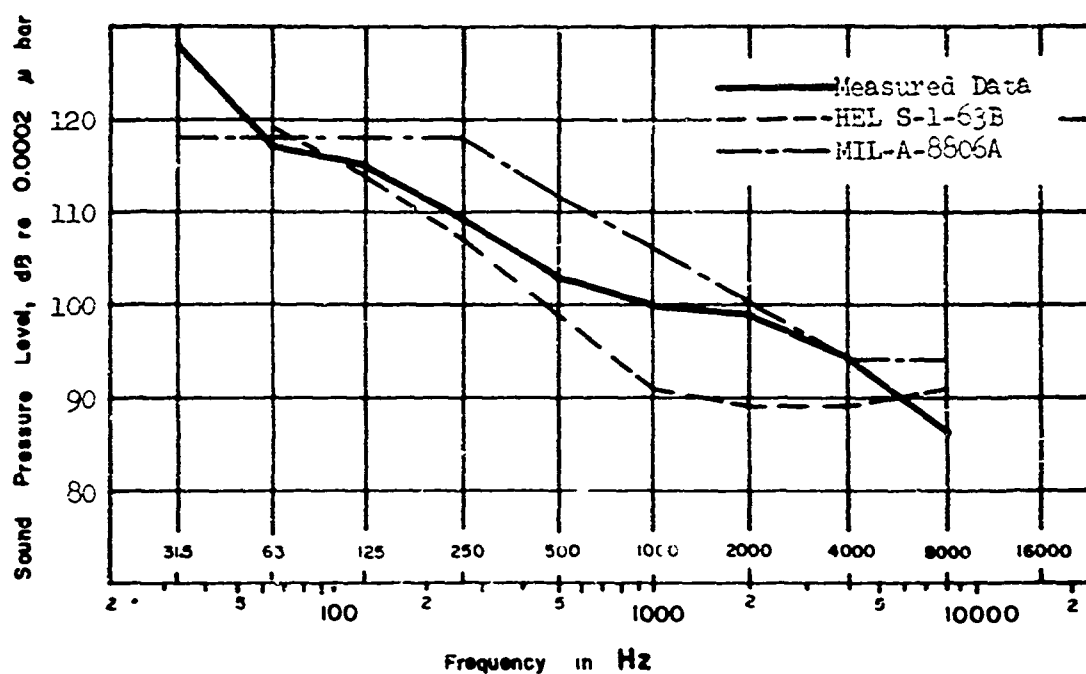


Fig. 8A. NOISE OF THE CH-47B HELICOPTER IN LEVEL FLIGHT (1720 lbs. torque) (Rotor speed is 230 rpm. Measuring position is at Station 95.)

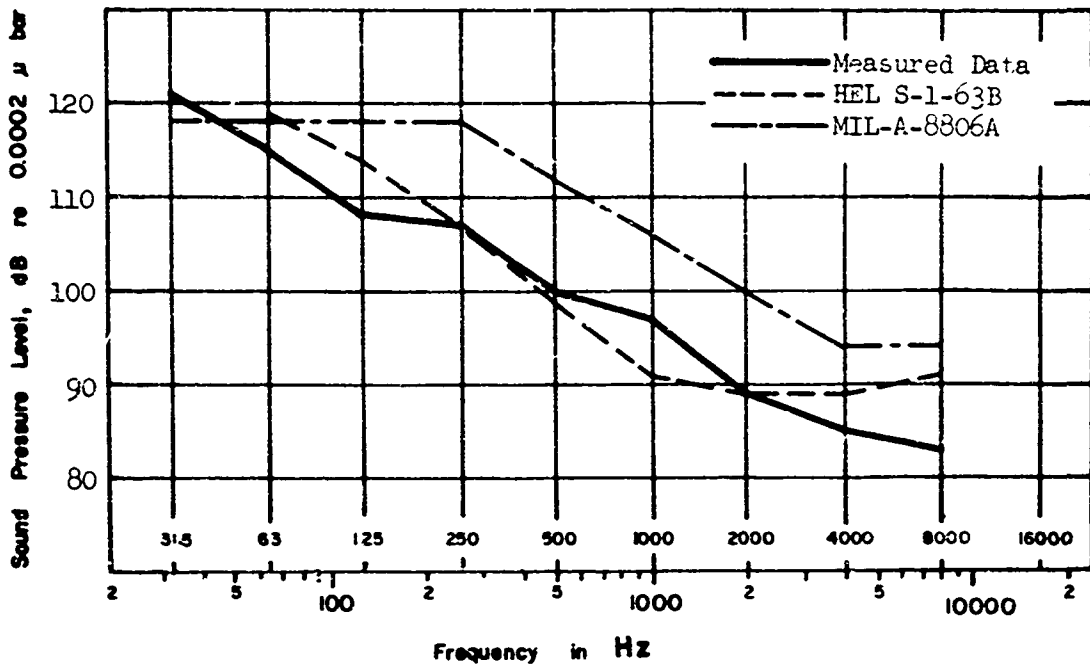


Fig. 9A. NOISE OF THE CH-47B HELICOPTER IN LEVEL FLIGHT (1720 lbs. torque)
(Rotor speed is 230 rpm. Measuring position is at Station 320.)

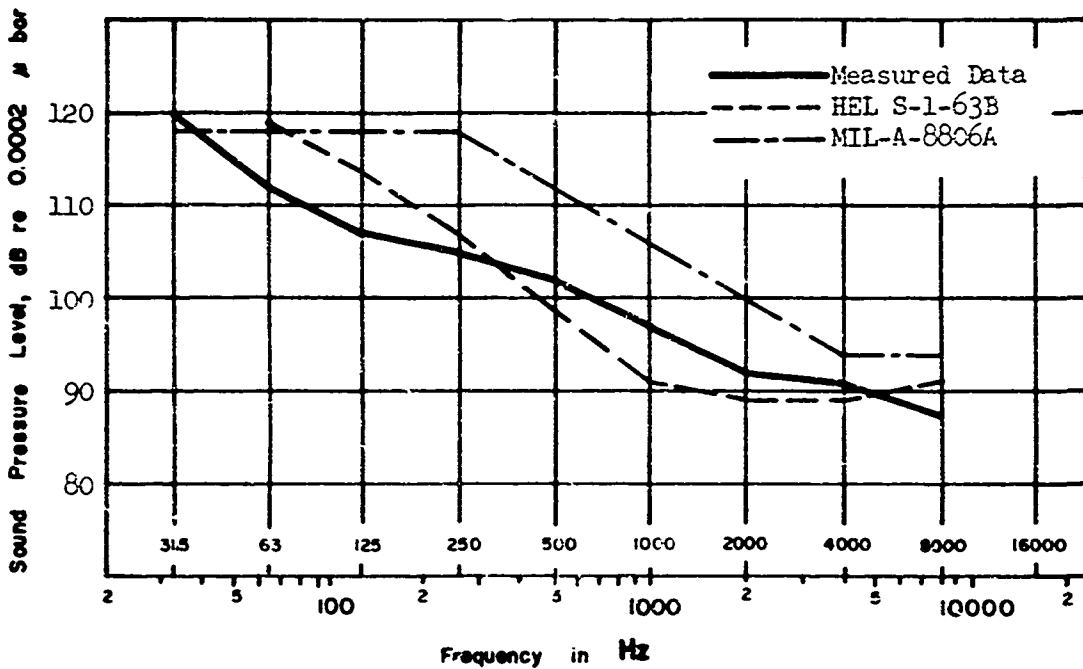


Fig. 10A. NOISE OF THE CH-47B HELICOPTER IN LEVEL FLIGHT (1720 lbs. torque)
(Rotor speed is 230 rpm. Measuring position is at Station 480.)

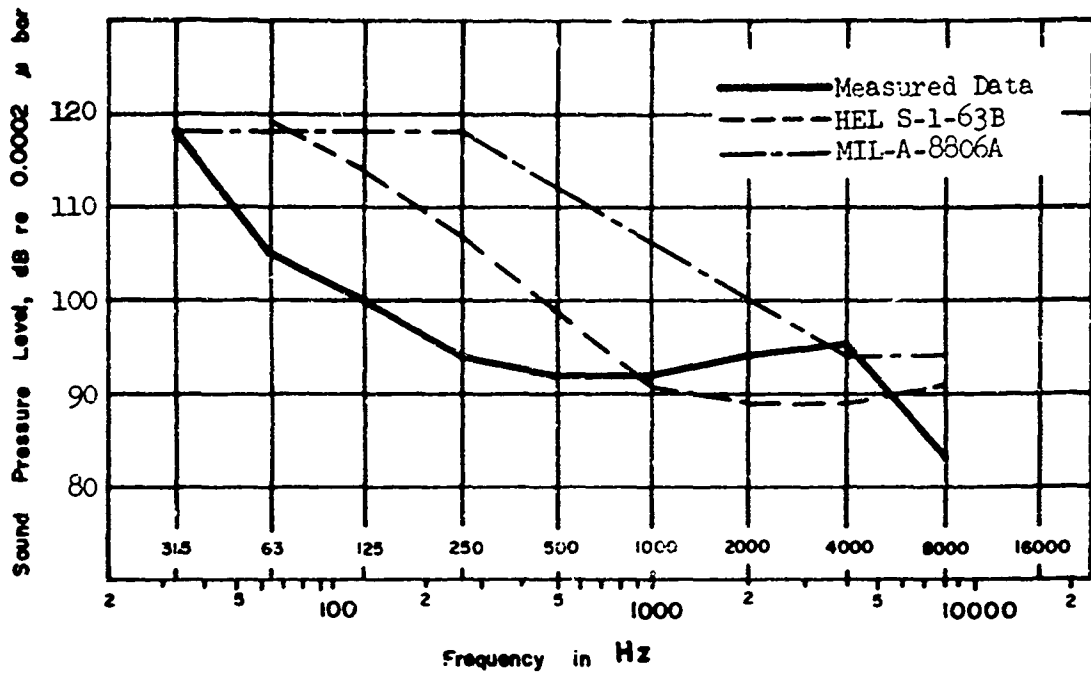


Fig. 11A. NOISE OF THE CH-47B HELICOPTER IN LEVEL FLIGHT
AT 30 KNOTS TRUE AIR SPEED
(Rotor speed is 225 rpm. Measuring position is at Station 95.)

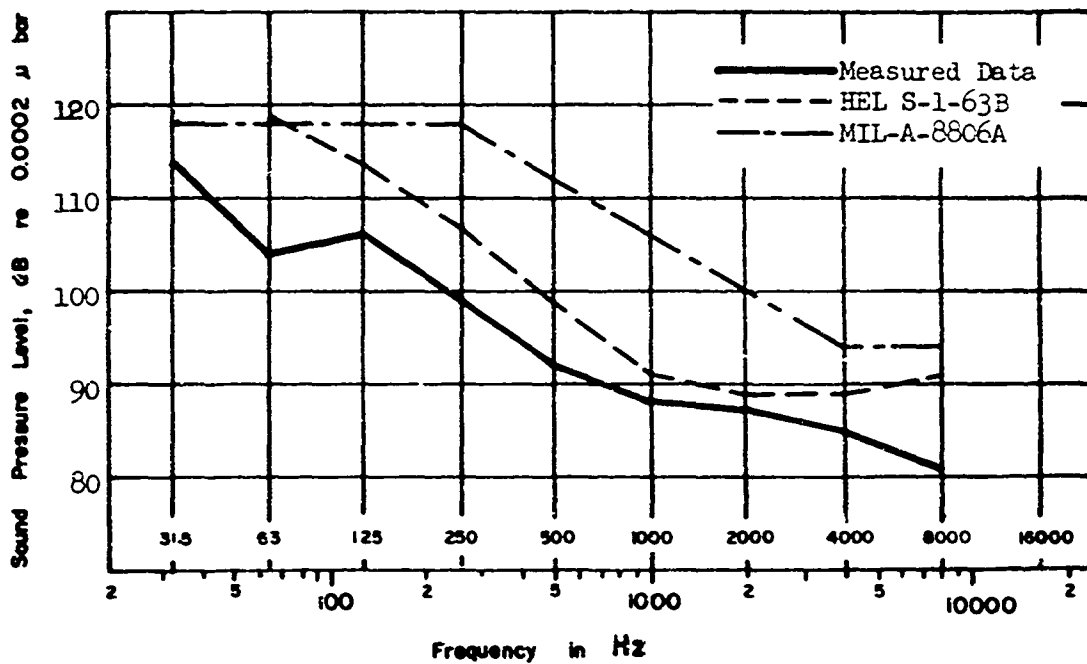


Fig. 12A. NOISE OF THE CH-47B HELICOPTER IN LEVEL FLIGHT
AT 30 KNOTS TRUE AIR SPEED
(Rotor speed is 225 rpm. Measuring position is at Station 320.)

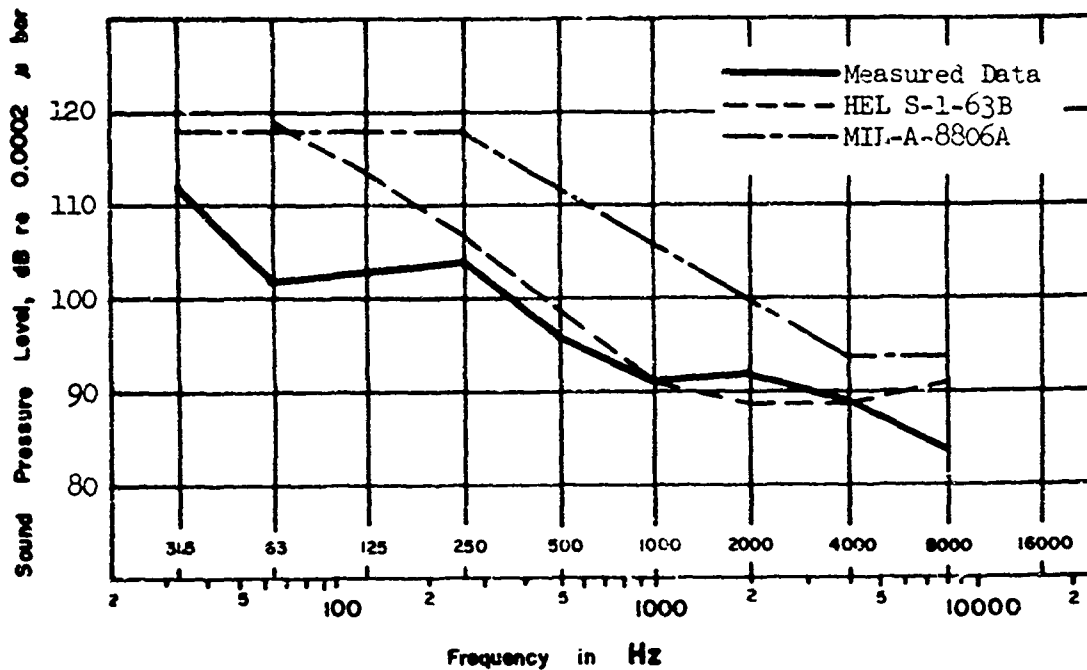


Fig. 13A. NOISE OF THE CH-47B HELICOPTER IN LEVEL FLIGHT
 AT 30 KNOTS TRUE AIR SPEED
 (Rotor speed is 225 rpm. Measuring position is at Station 480.)

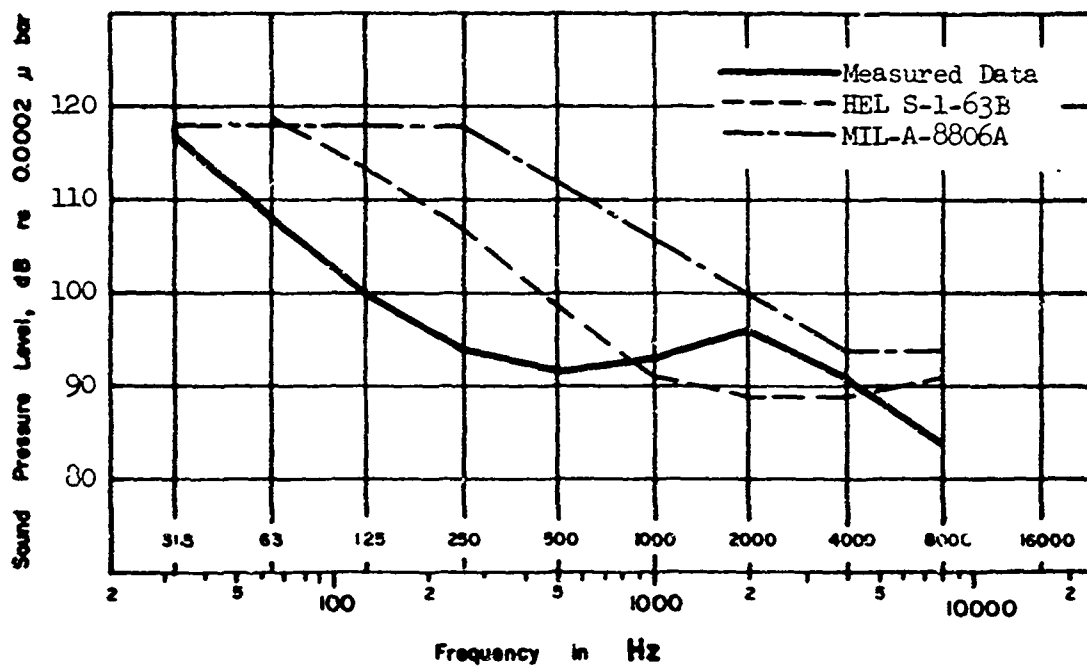


Fig. 14A. NOISE OF THE CH-47B HELICOPTER IN LEVEL FLIGHT
 AT 30 KNOTS TRUE AIR SPEED
 (Rotor speed is 230 rpm. Measuring position is at Station 95.)

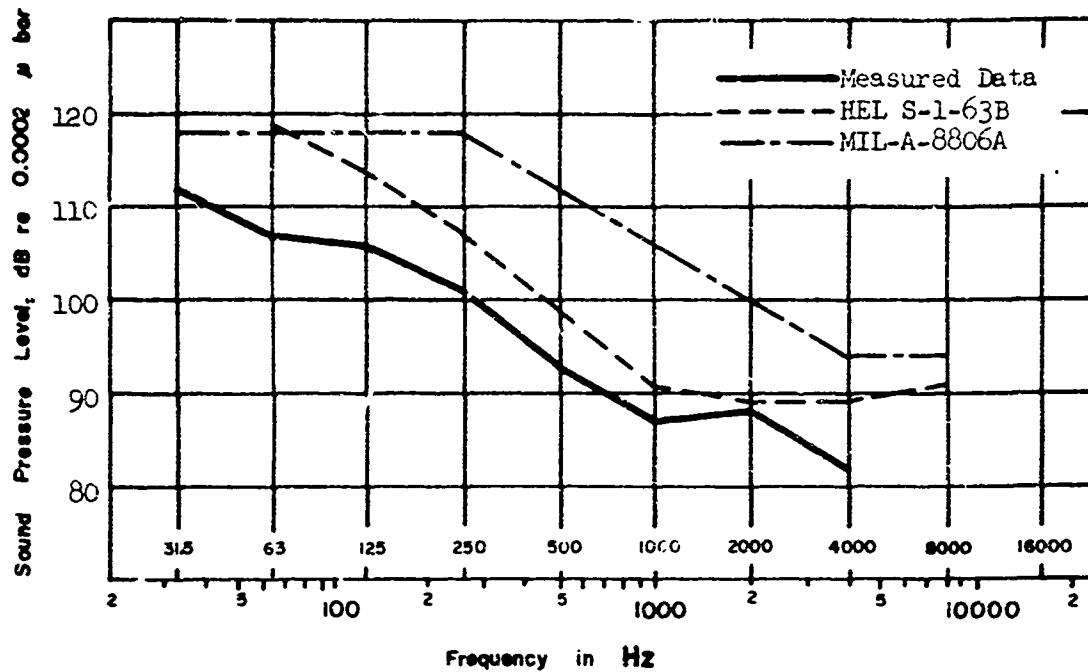


Fig. 15A. NOISE OF THE CH-47B HELICOPTER IN LEVEL FLIGHT
 AT 30 KNOTS TRUE AIR SPEED
 (Rotor speed is 230 rpm. Measuring position is at Station 320.)

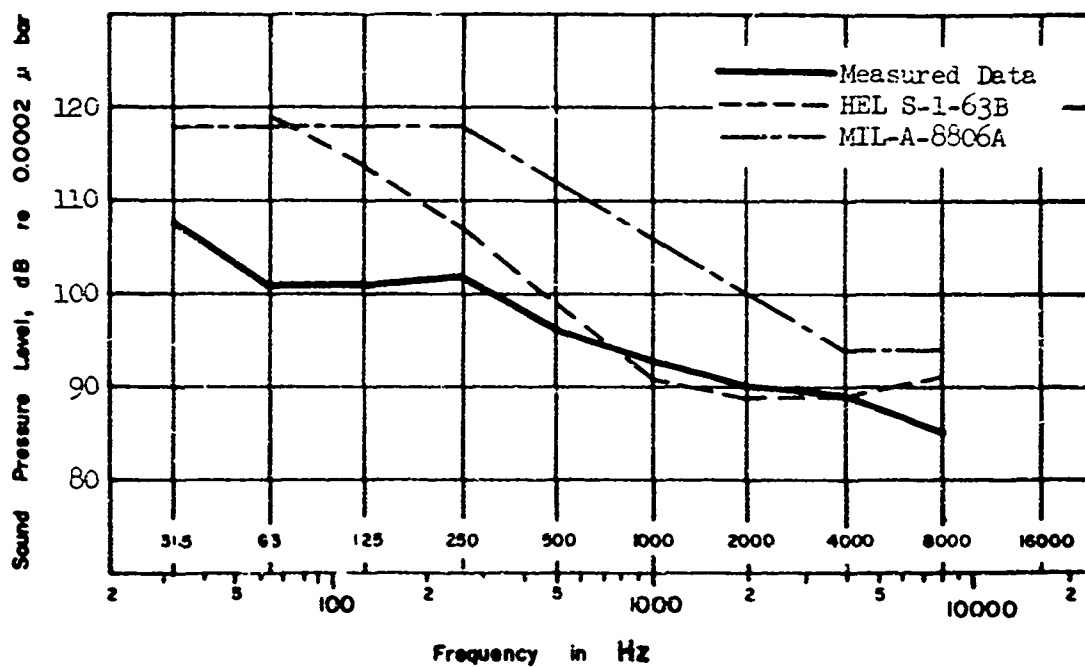


Fig. 16A. NOISE OF THE CH-47B HELICOPTER IN LEVEL FLIGHT
 AT 30 KNOTS TRUE AIR SPEED
 (Rotor speed is 230 rpm. Measuring position is at Station 480.)

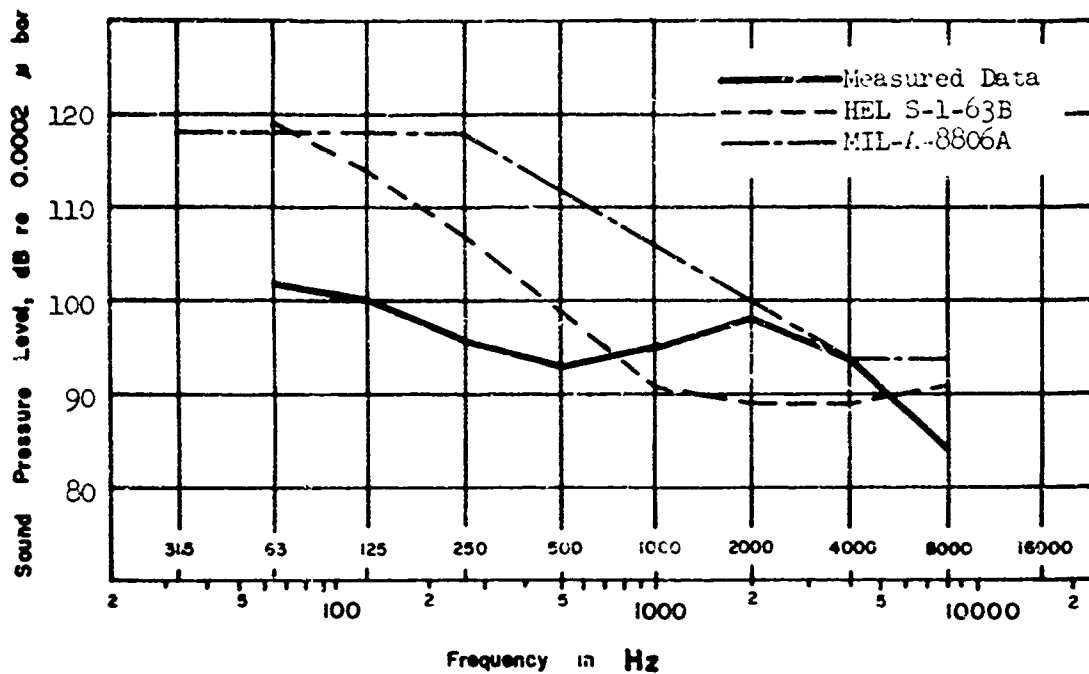


Fig. 17A. NOISE OF THE CH-47B HELICOPTER IN LEVEL FLIGHT
 AT 40 KNOTS TRUE AIR SPEED
 (Rotor speed is 225 rpm. Measuring position is at Station 95.)

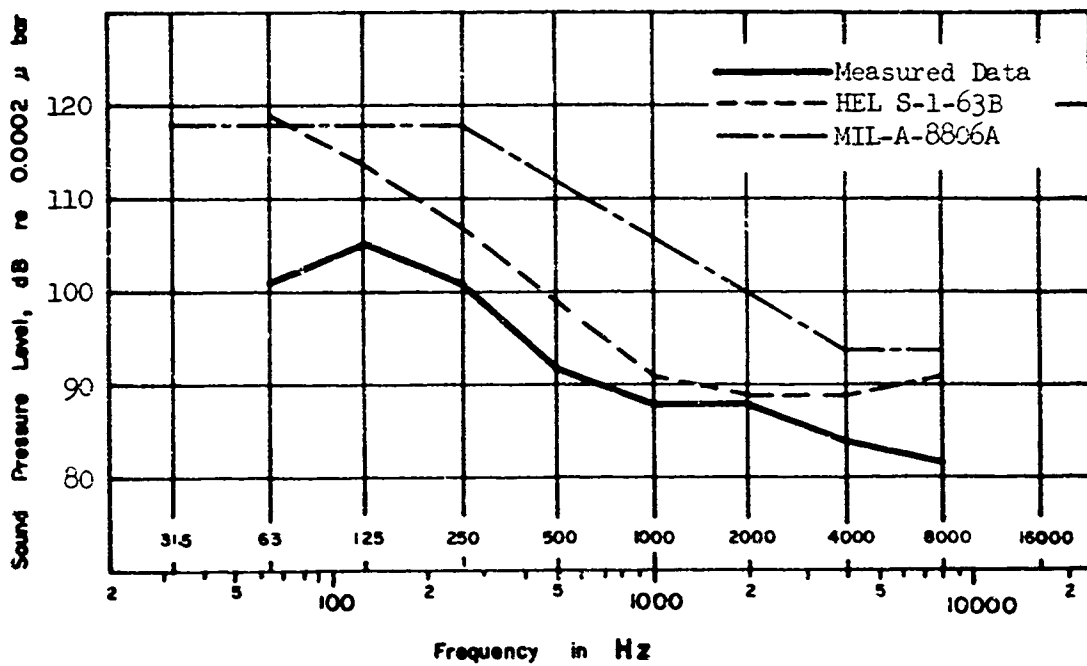


Fig. 18A. NOISE OF THE CH-47B HELICOPTER IN LEVEL FLIGHT
 AT 40 KNOTS TRUE AIR SPEED
 (Rotor speed is 225 rpm. Measuring position is at Station 320.)

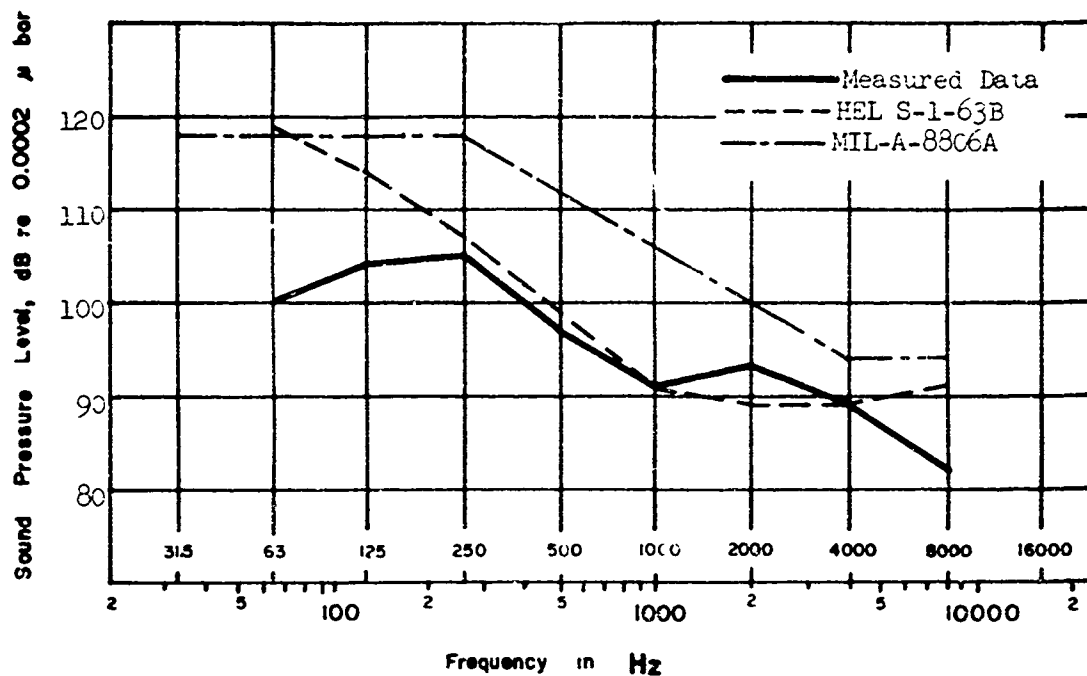


Fig. 19A. NOISE OF THE CH-47B HELICOPTER IN LEVEL FLIGHT
 AT 40 KNOTS TRUE AIR SPEED
 (Rotor speed is 225 rpm. Measuring position is at Station 480.)

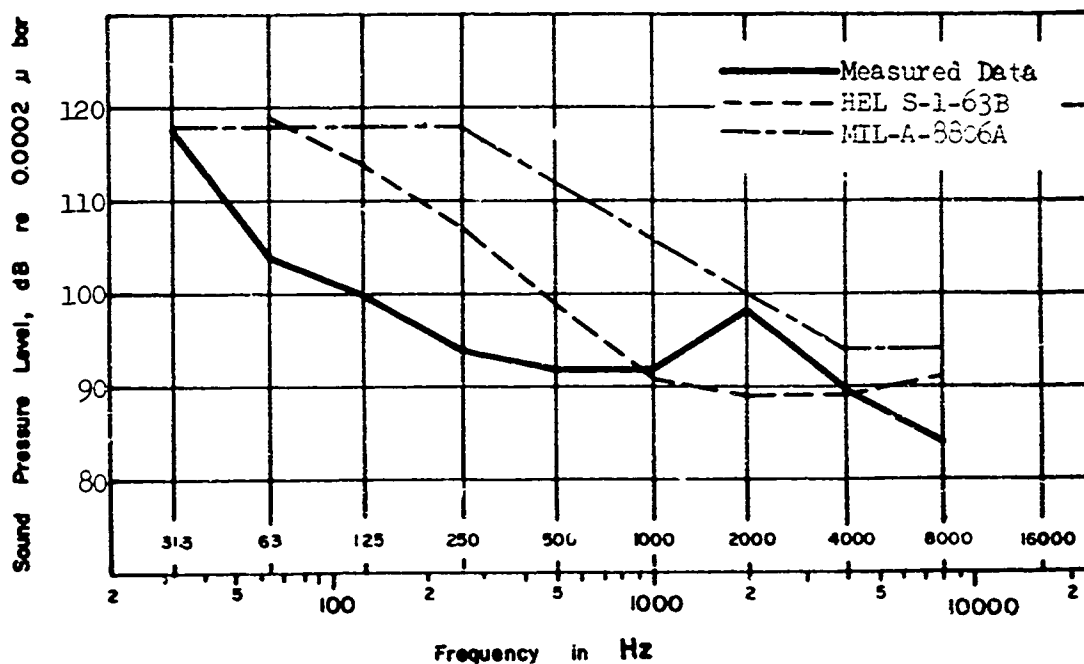


Fig. 20A. NOISE OF THE CH-47B HELICOPTER IN LEVEL FLIGHT
 AT 40 KNOTS TRUE AIR SPEED
 (Rotor speed is 230 rpm. Measuring position is at Station 95.)

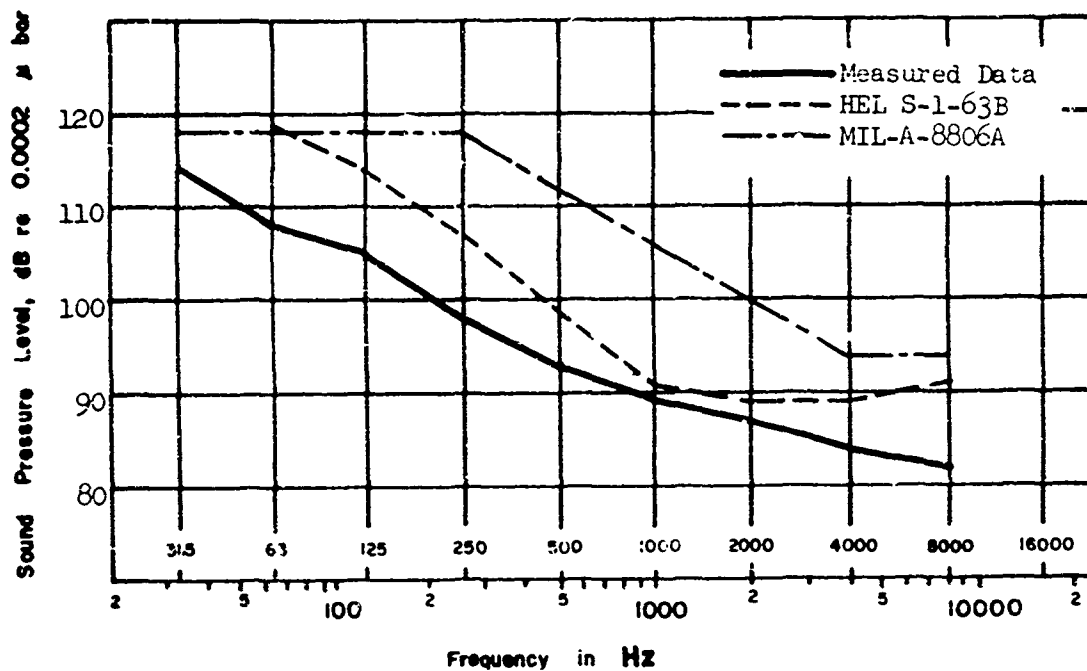


Fig. 21A. NOISE OF THE CH-47B HELICOPTER IN LEVEL FLIGHT
 AT 40 KNOTS TRUE AIR SPEED
 (Rotor speed is 230 rpm. Measuring position is at Station 320.)

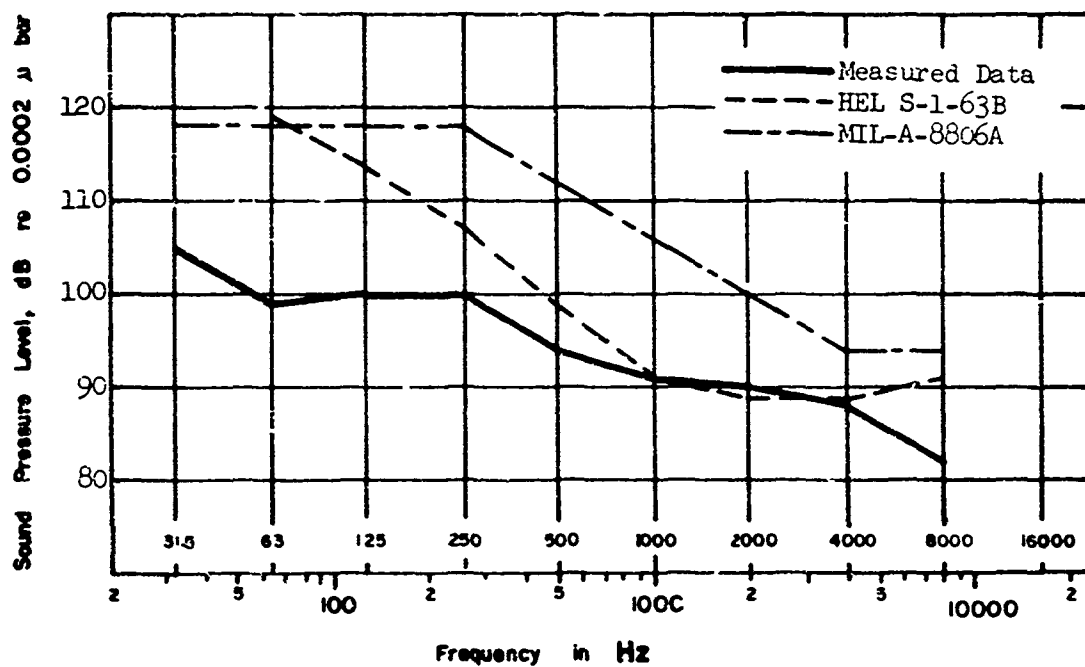


Fig. 22A. NOISE OF THE CH-47B HELICOPTER IN LEVEL FLIGHT
 AT 40 KNOTS TRUE AIR SPEED
 (Rotor speed is 230 rpm. Measuring position is at Station 480.)

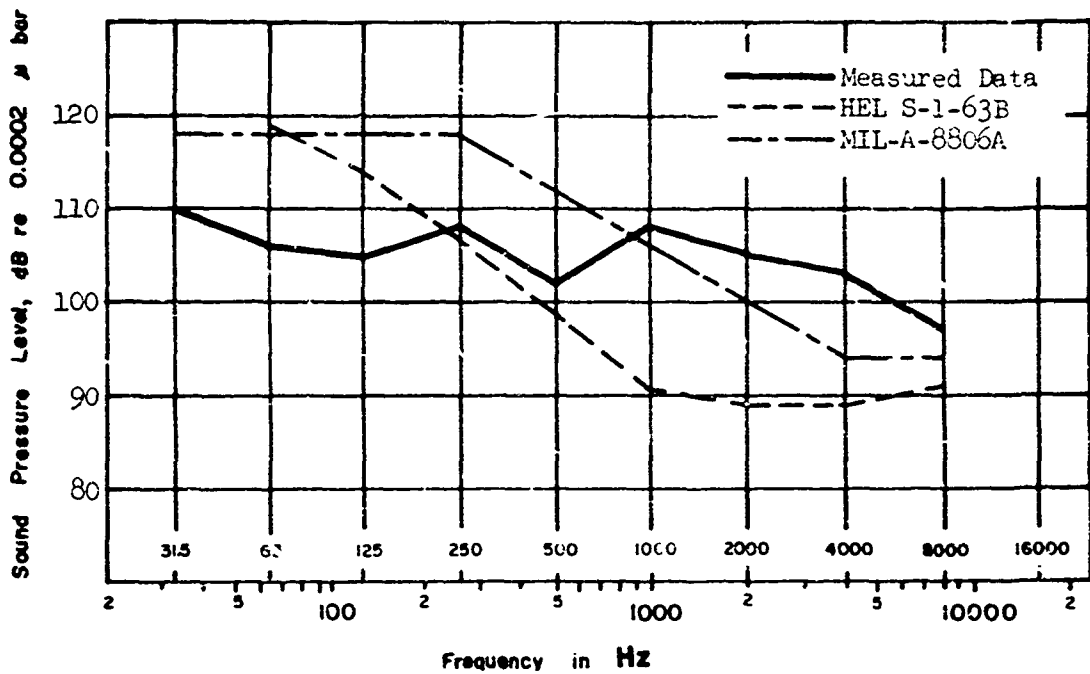


Fig. 23A. NOISE OF THE CH-47B HELICOPTER IN LEVEL FLIGHT
 AT 40 KNOTS TRUE AIR SPEED
 (Rotor speed is 230 rpm. Measuring position is at Station 480.)
 (All panels aft of Station 486 removed.)

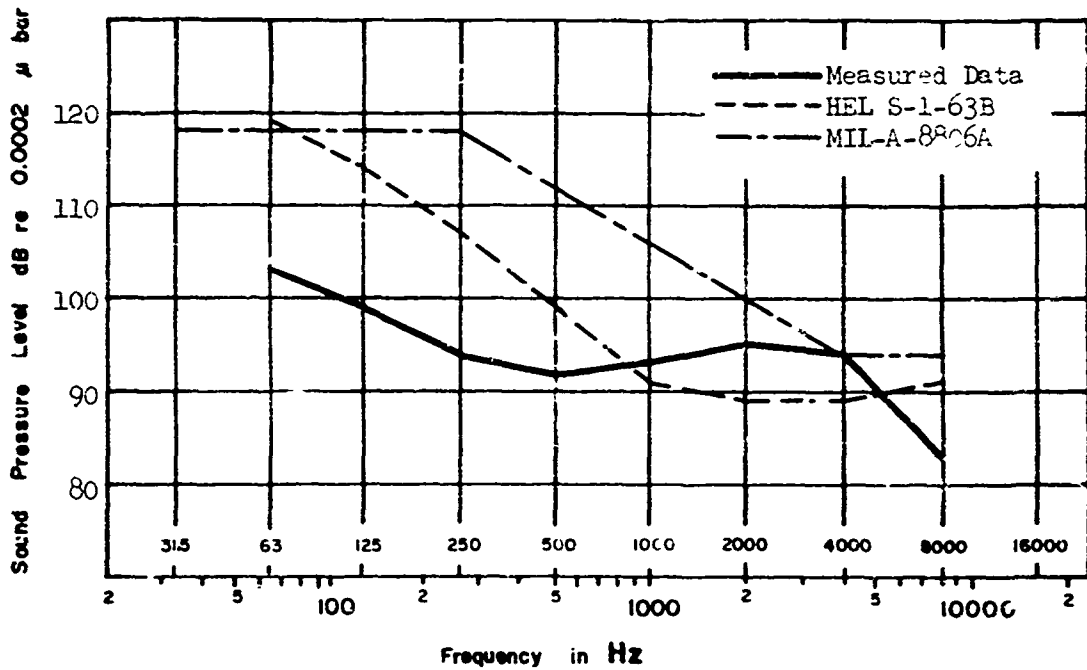


Fig. 24A. NOISE OF THE CH-47B HELICOPTER IN LEVEL FLIGHT
 AT 60 KNOTS TRUE AIR SPEED
 (Rotor speed is 225 rpm. Measuring position is at Station 95.)

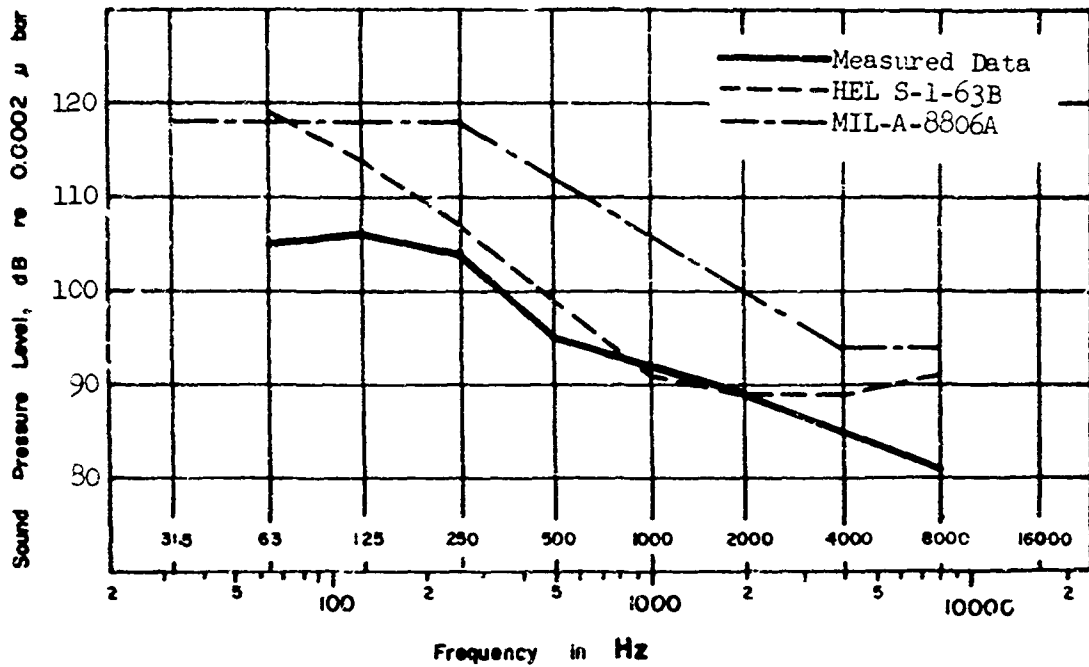


Fig. 25A. NOISE OF THE CH-47B HELICOPTER IN LEVEL FLIGHT
 AT 60 KNOTS TRUE AIR SPEED
 (Rotor speed is 225 rpm. Measuring position is at Station 320.)

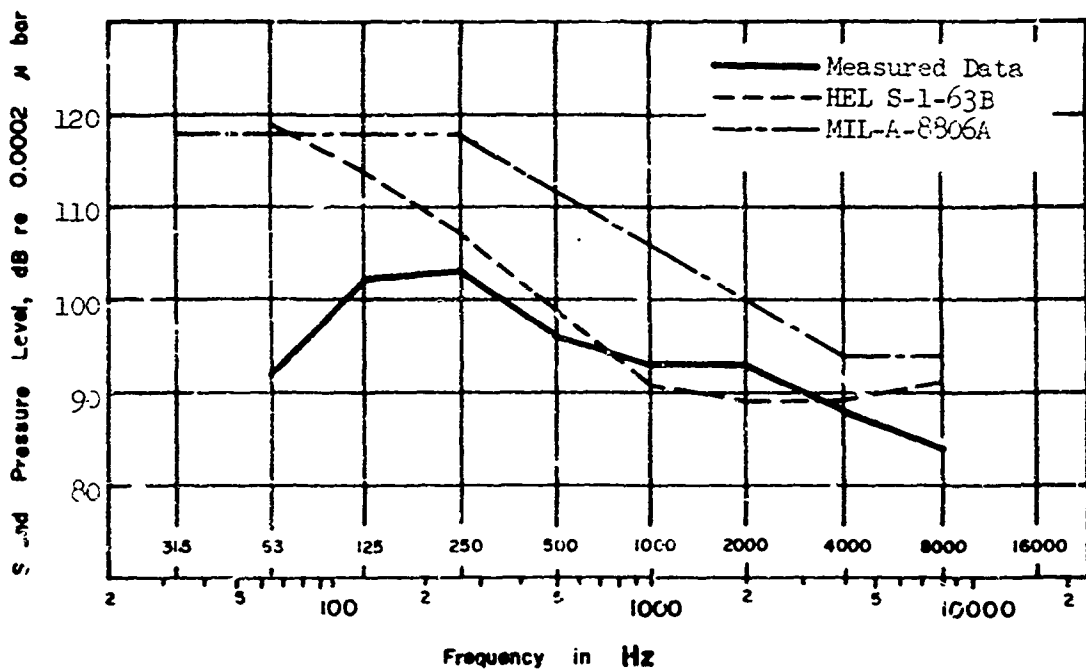


Fig. 26A. NOISE OF THE CH-47B HELICOPTER IN LEVEL FLIGHT
 AT 60 KNOTS TRUE AIR SPEED
 (Rotor speed is 225 rpm. Measuring position is at Station 480.)

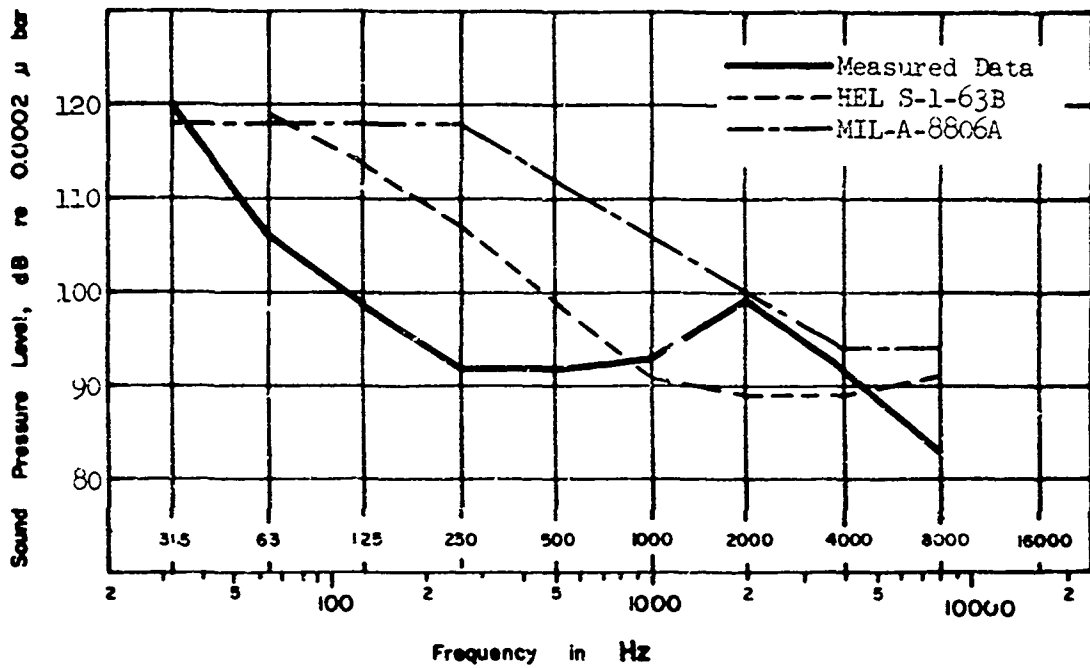


Fig. 27A. NOISE OF THE CH-47B HELICOPTER IN LEVEL FLIGHT
 AT 60 KNOTS TRUE AIR SPEED
 (Rotor speed is 230 rpm. Measuring position is at Station 95.)

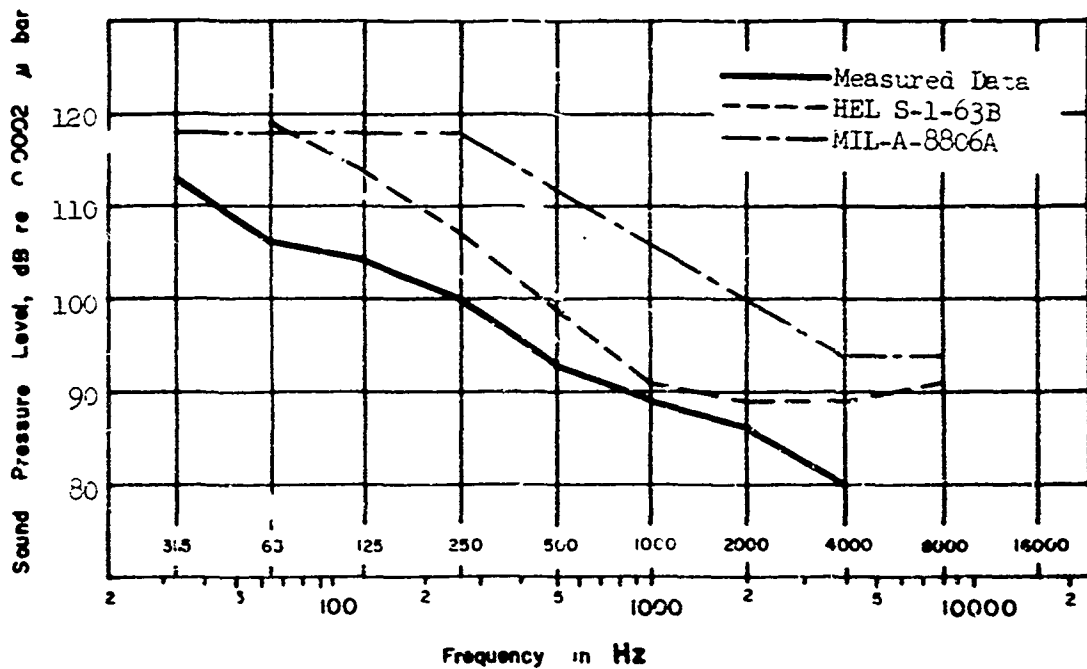


Fig. 28A. NOISE OF THE CH-47B HELICOPTER IN LEVEL FLIGHT
 AT 60 KNOTS TRUE AIR SPEED
 (Rotor speed is 230 rpm. Measuring position is at Station 320.)

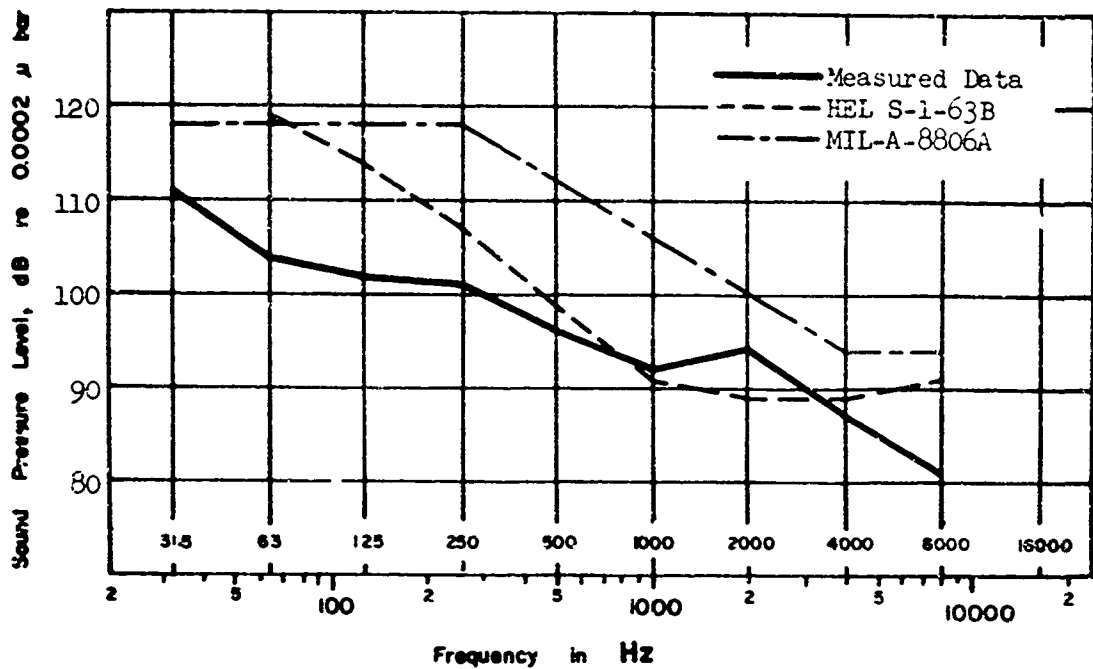


Fig. 29A. NOISE OF THE CH-47B HELICOPTER IN LEVEL FLIGHT
AT 60 KNOTS TRUE AIR SPEED
(Rotor speed is 230 rpm. Measuring position is at Station 480.)

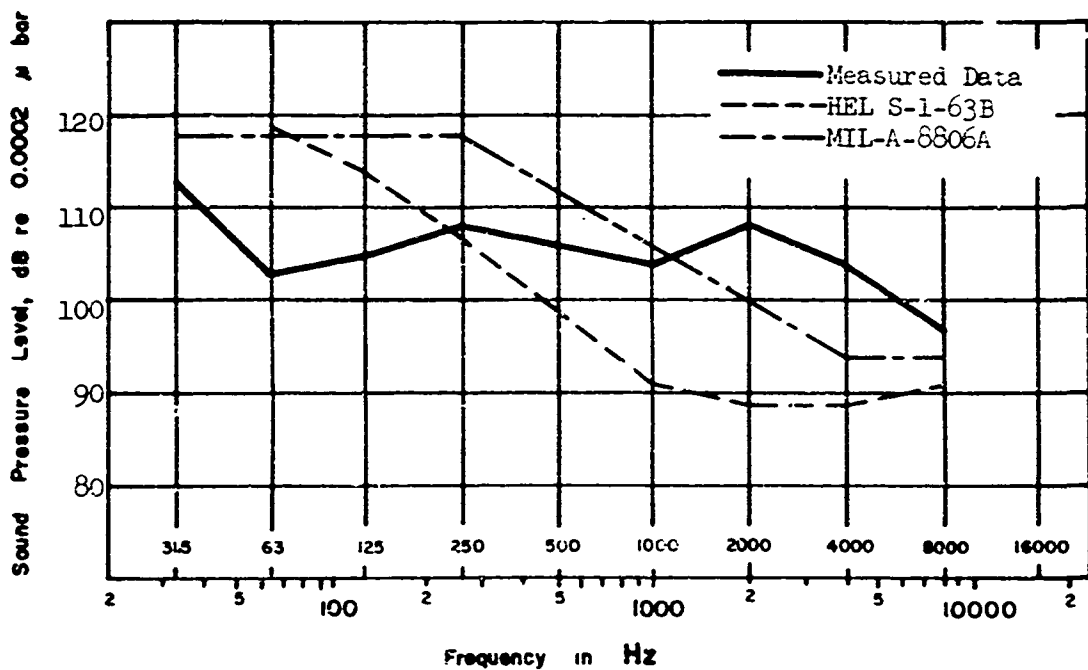


Fig. 30A. NOISE OF THE CH-47B HELICOPTER IN LEVEL FLIGHT
AT 60 KNOTS TRUE AIR SPEED
(Rotor speed is 230 rpm. Measuring position is at Station 480.)
(All panels aft of Station 486 removed.)

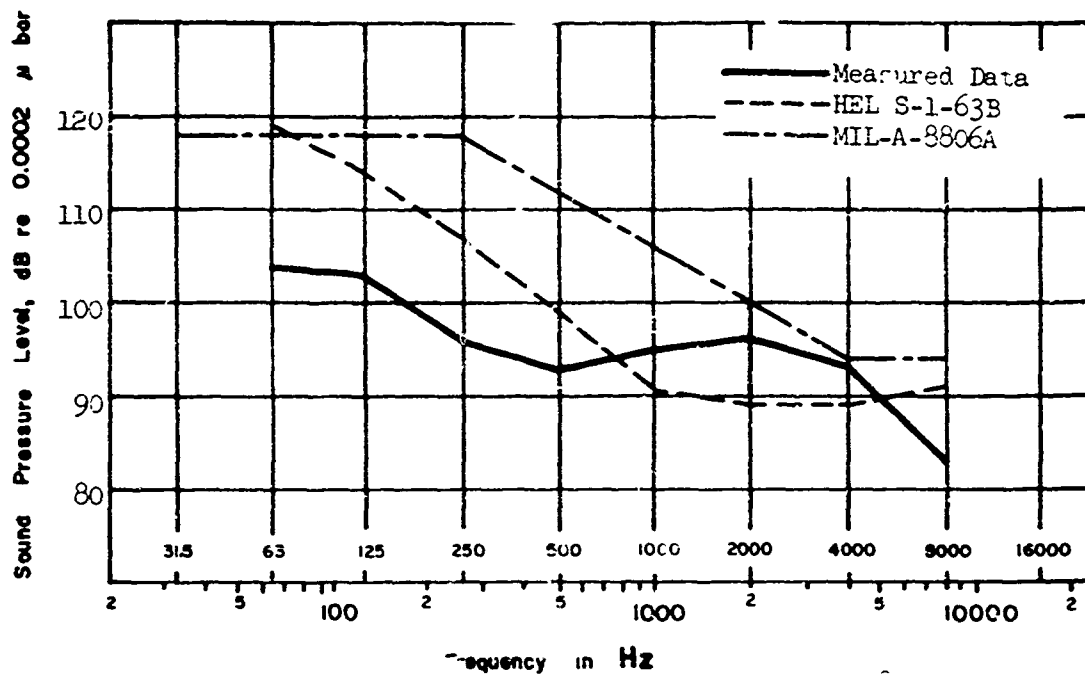


Fig. 31A. NOISE OF THE CH-47B HELICOPTER IN LEVEL FLIGHT AT 80 KNOTS TRUE AIR SPEED (Rotor speed is 225 rpm. Measuring position is at Station 95.)

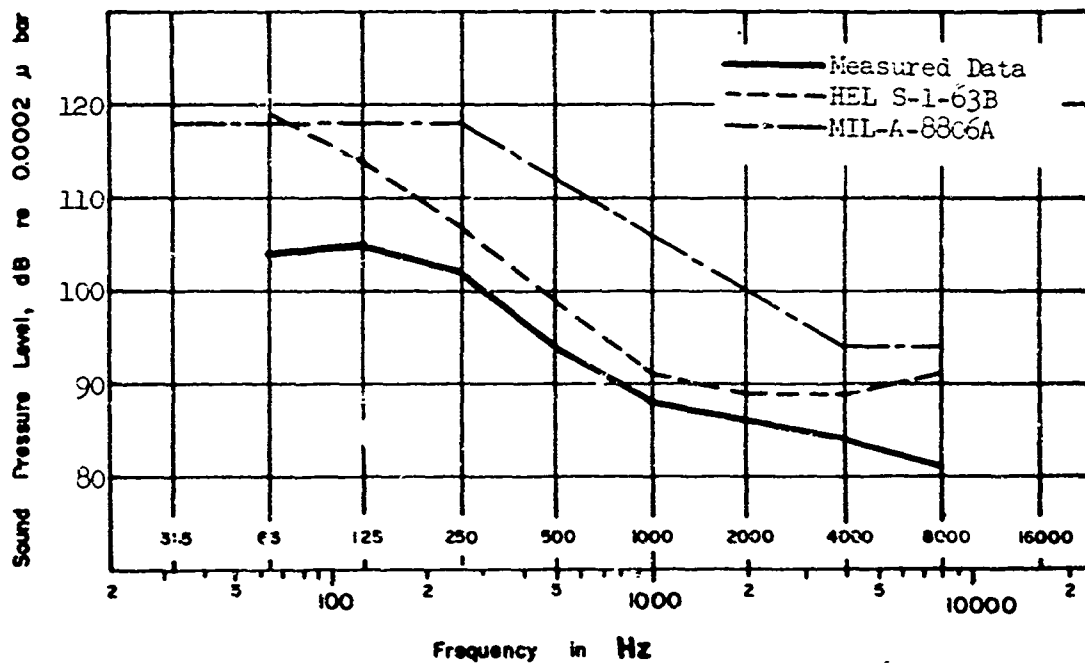


Fig. 32A. NOISE OF THE CH-47B HELICOPTER IN LEVEL FLIGHT AT 80 KNOTS TRUE AIR SPEED (Rotor speed is 225 rpm. Measuring position is at Station 320.)

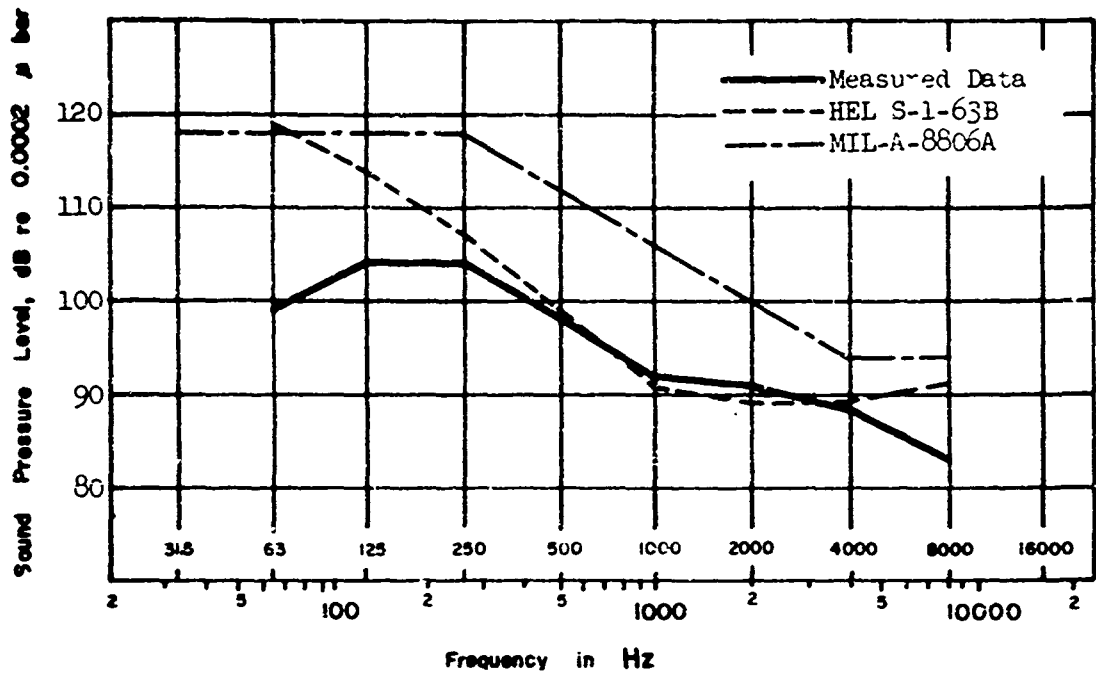


Fig. 33A. NOISE OF THE CH-47B HELICOPTER IN LEVEL FLIGHT
AT 80 KNOTS TRUE AIR SPEED
(Rotor speed is 225 rpm. Measuring position is at Station 480.)

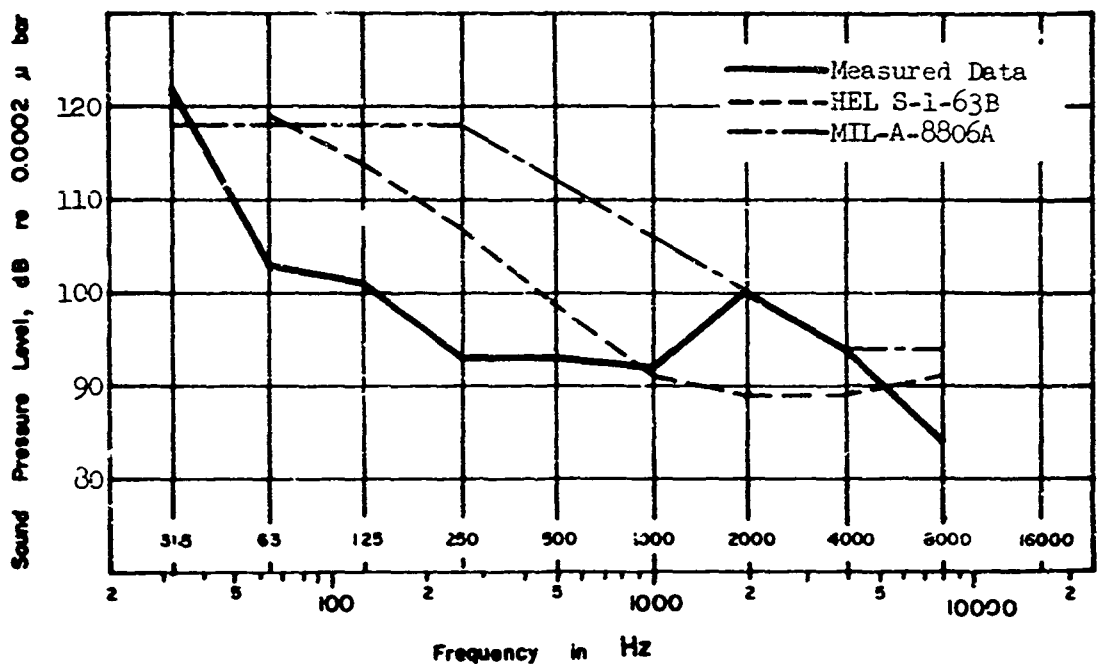


Fig. 34A. NOISE OF THE CH-47B HELICOPTER IN LEVEL FLIGHT
AT 80 KNOTS TRUE AIR SPEED
(Rotor speed is 230 rpm. Measuring position is at Station 95.)

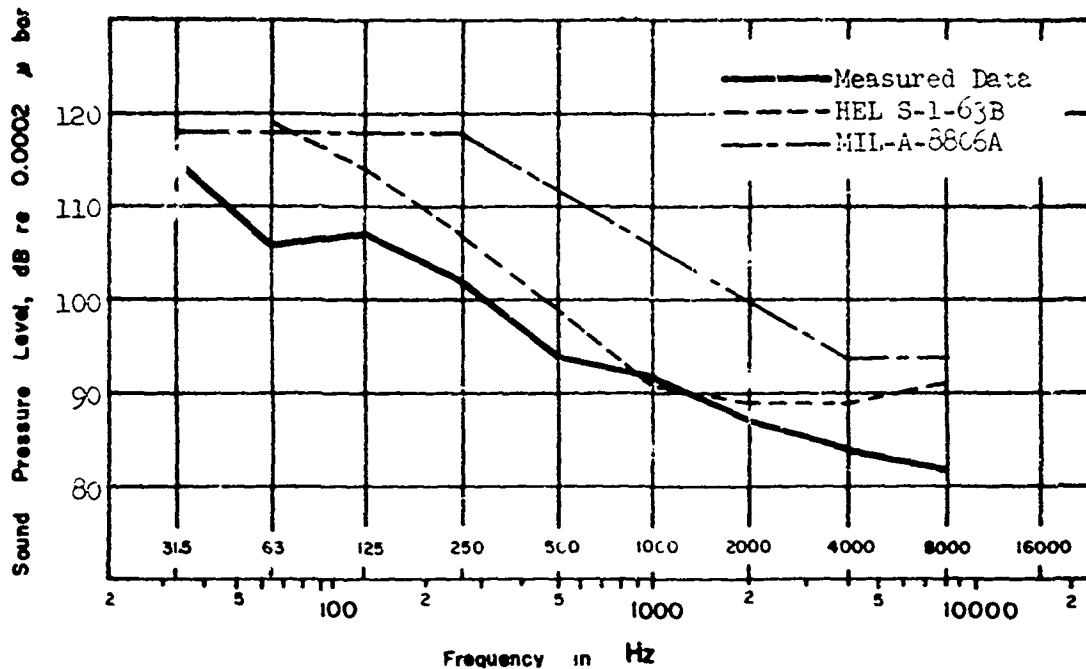


Fig. 35A. NOISE OF THE CH-47B HELICOPTER IN LEVEL FLIGHT
 AT 80 KNOTS TRUE AIR SPEED
 (Rotor speed is 230 rpm. Measuring position is at Station 320.)

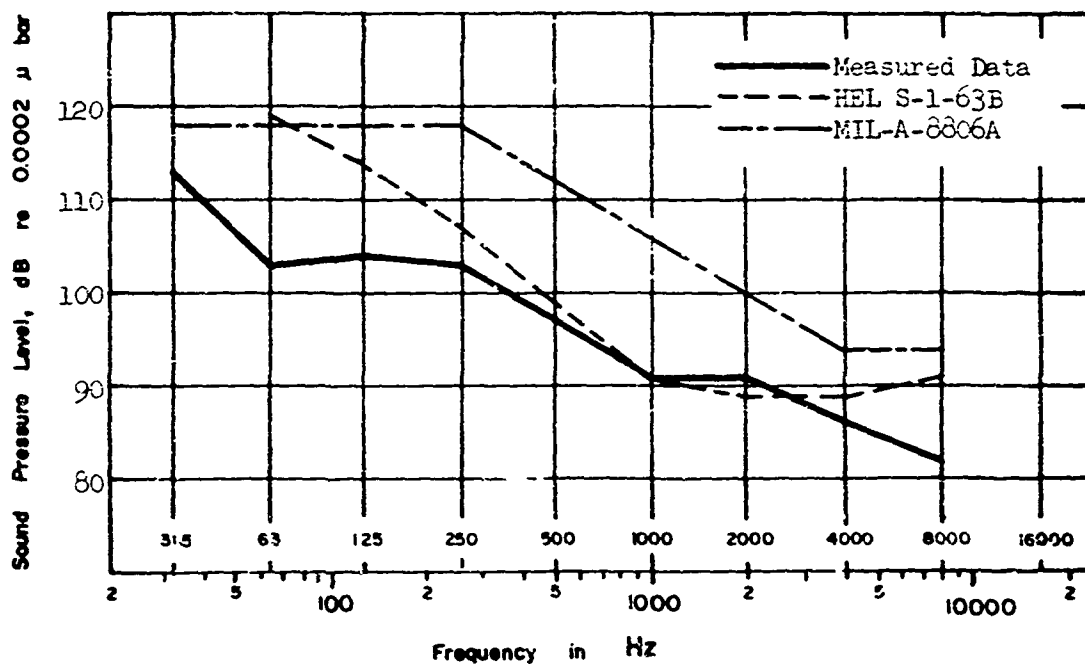


Fig. 36A. NOISE OF THE CH-47B HELICOPTER IN LEVEL FLIGHT
 AT 80 KNOTS TRUE AIR SPEED
 (Rotor speed is 230 rpm. Measuring position is at Station 480.)

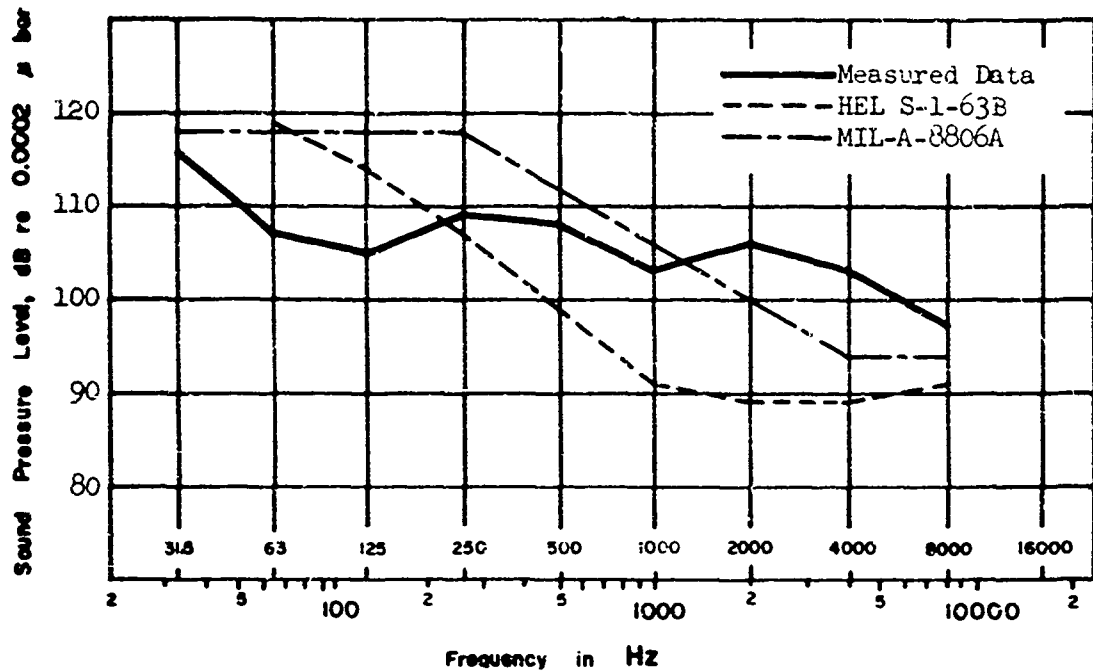


Fig. 37A. NOISE OF THE CH-47B HELICOPTER IN LEVEL FLIGHT
 AT 80 KNOTS TRUE AIR SPEED
 (Rotor speed is 230 rpm. Measuring position is at Station 480.)
 (All panels aft of Station 486 removed.)

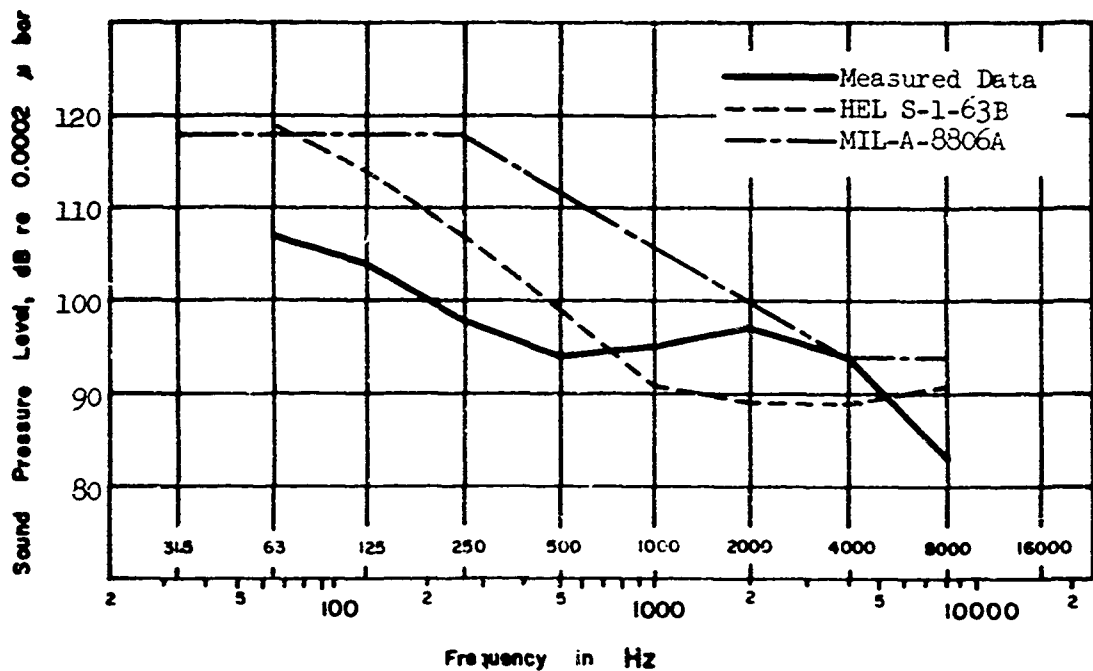


Fig. 38A. NOISE OF THE CH-47B HELICOPTER IN LEVEL FLIGHT
 AT 100 KNOTS TRUE AIR SPEED
 (Rotor speed is 225 rpm. Measuring position is at Station 95.)

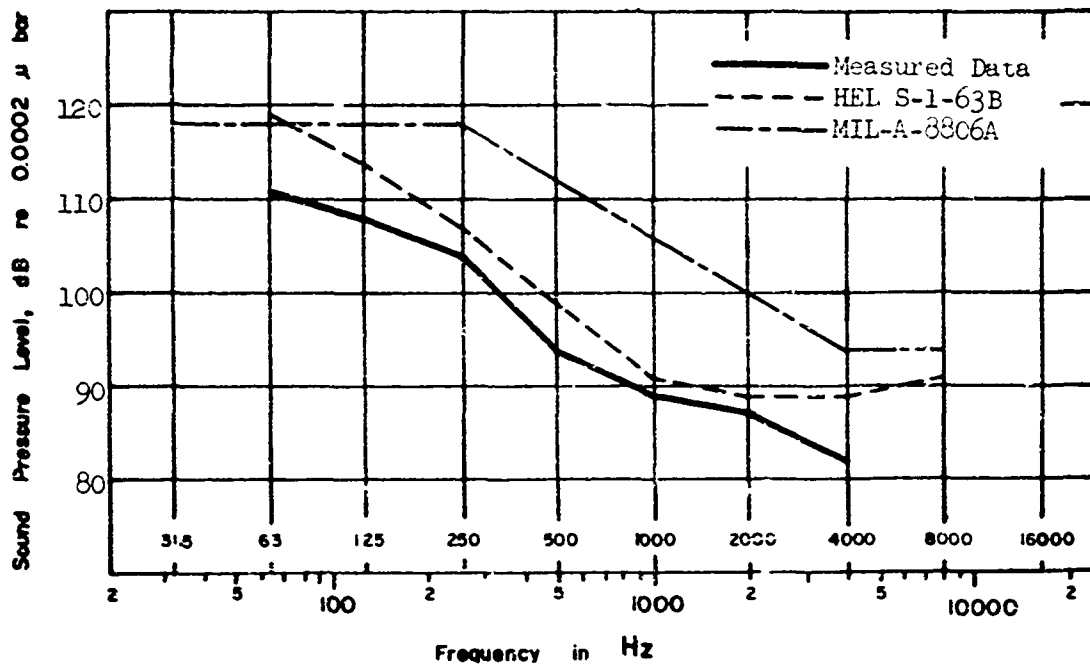


Fig. 39A. NOISE OF THE CH-47B HELICOPTER IN LEVEL FLIGHT
AT 100 KNOTS TRUE AIR SPEED
(Rotor speed is 225 rpm. Measuring position is at Station 320.)

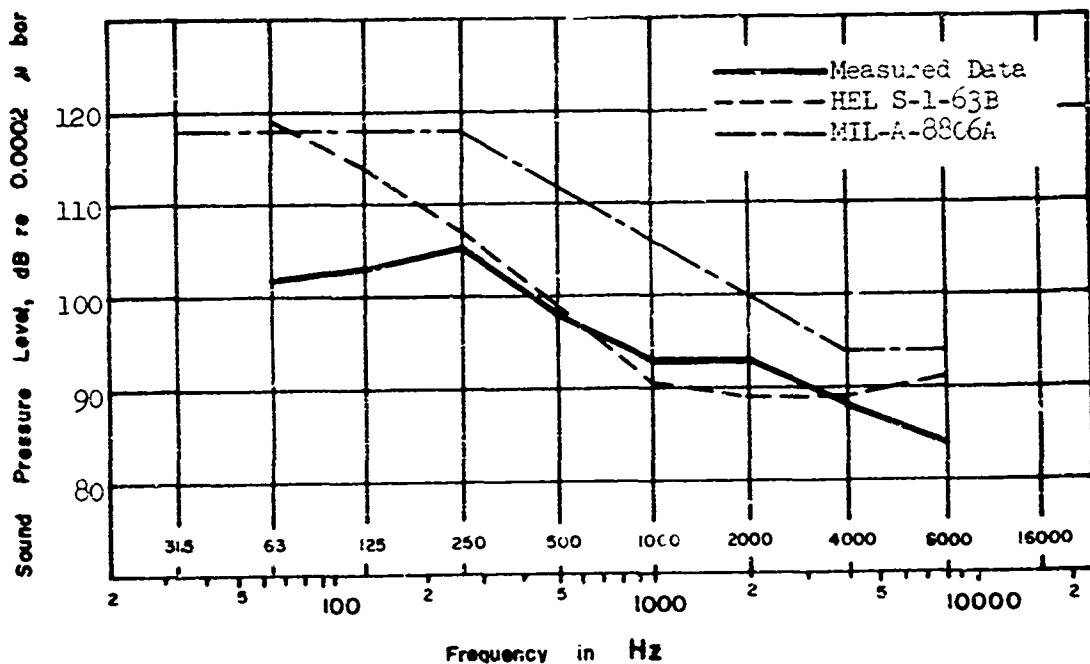


Fig. 40A. NOISE OF THE CH-47B HELICOPTER IN LEVEL FLIGHT
AT 100 KNOTS TRUE AIR SPEED
(Rotor speed is 225 rpm. Measuring position is at Station 480.)

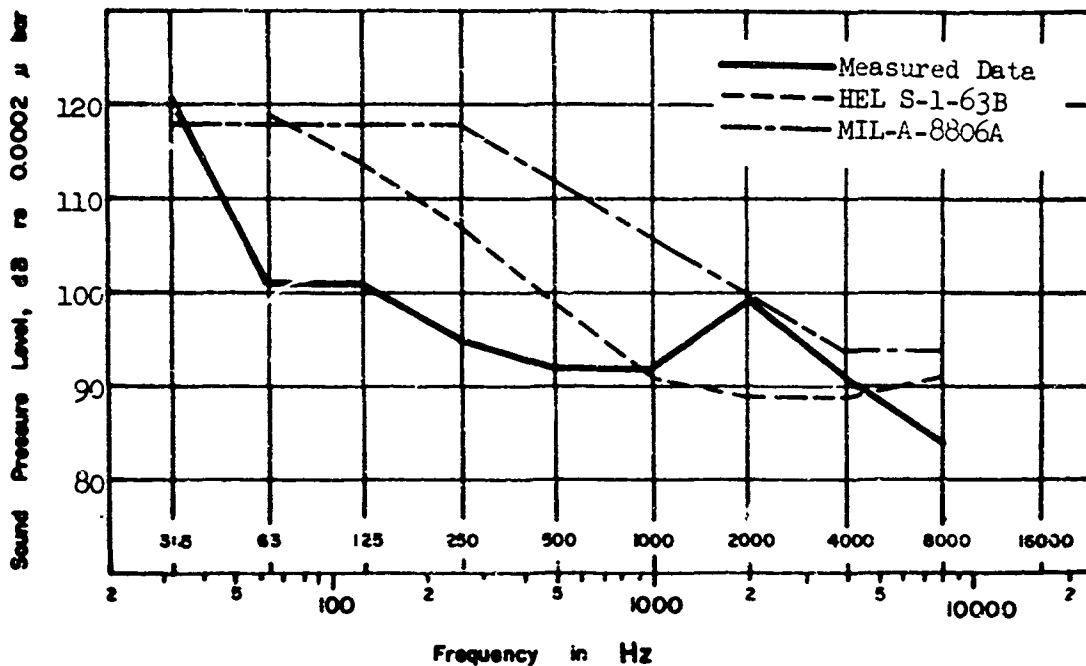


Fig. 41A. NOISE OF THE CH-47B HELICOPTER IN LEVEL FLIGHT AT 100 KNOTS TRUE AIR SPEED (Rotor speed is 230 rpm. Measuring position is at Station 95.)

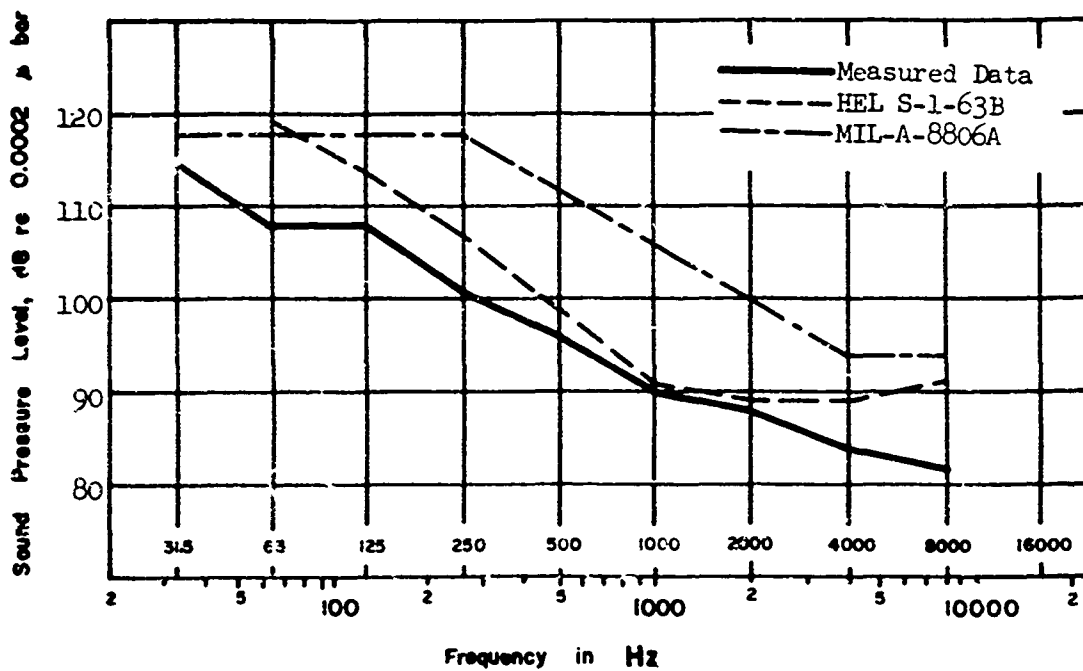


Fig. 42A. NOISE OF THE CH-47B HELICOPTER IN LEVEL FLIGHT AT 100 KNOTS TRUE AIR SPEED (Rotor speed is 230 rpm. Measuring position is at Station 320.)

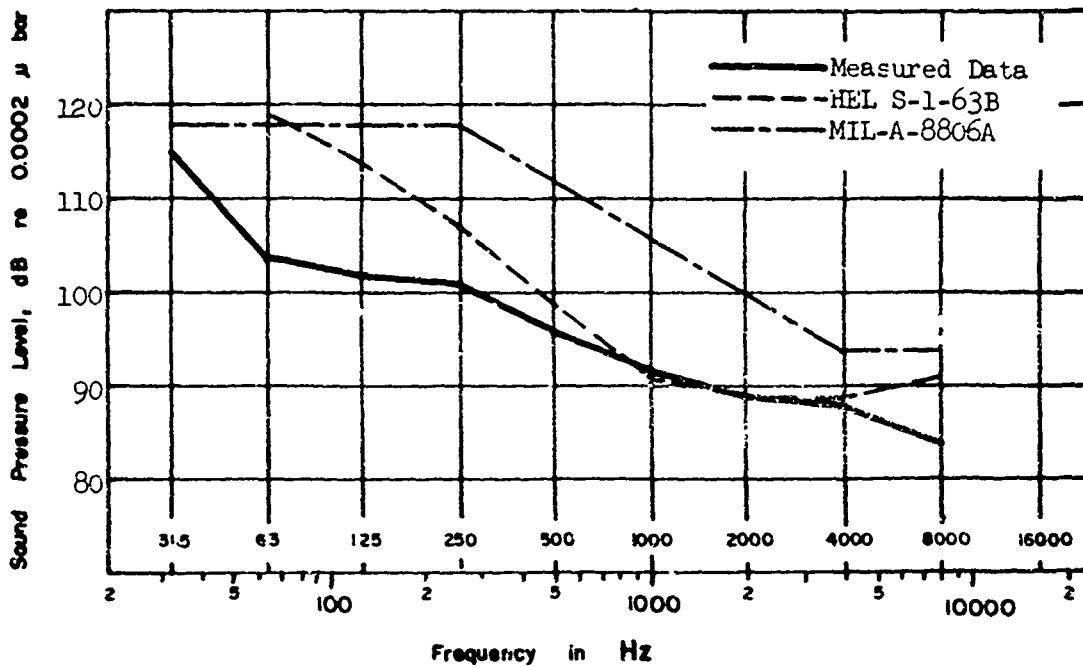


Fig. 43A. NOISE OF THE CH-47B HELICOPTER IN LEVEL FLIGHT
 AT 100 KNOTS TRUE AIR SPEED
 (Rotor speed is 230 rpm. Measuring position is at Station 480.)

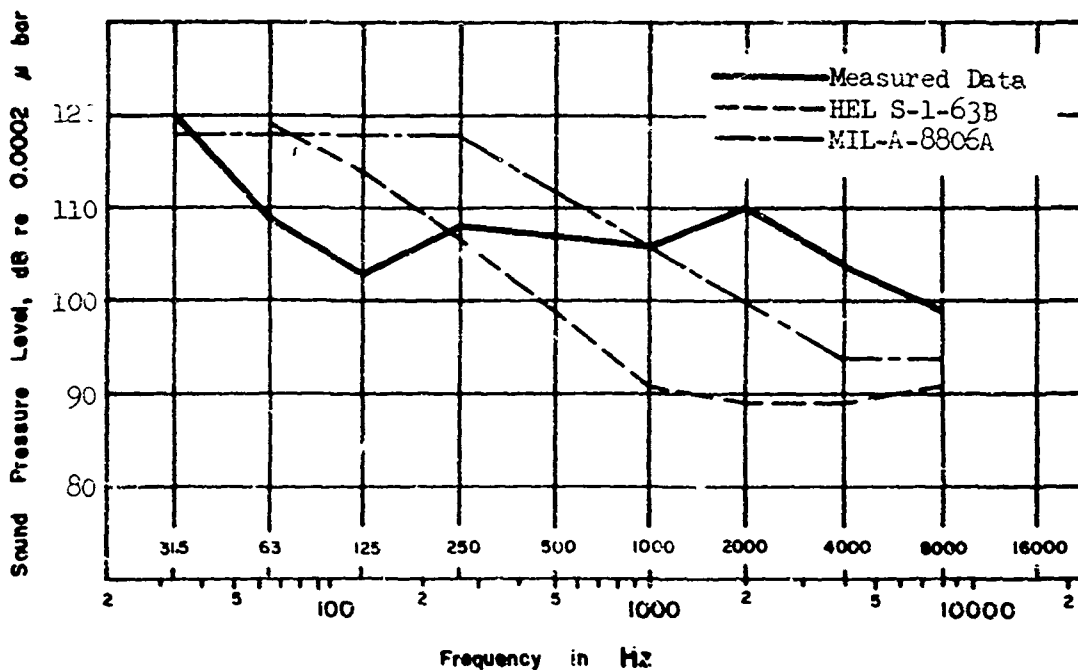


Fig. 44A. NOISE OF THE CH-47B HELICOPTER IN LEVEL FLIGHT
 AT 100 KNOTS TRUE AIR SPEED
 (Rotor speed is 230 rpm. Measuring position is at Station 480.)
 (All panels aft of Station 486 removed.)

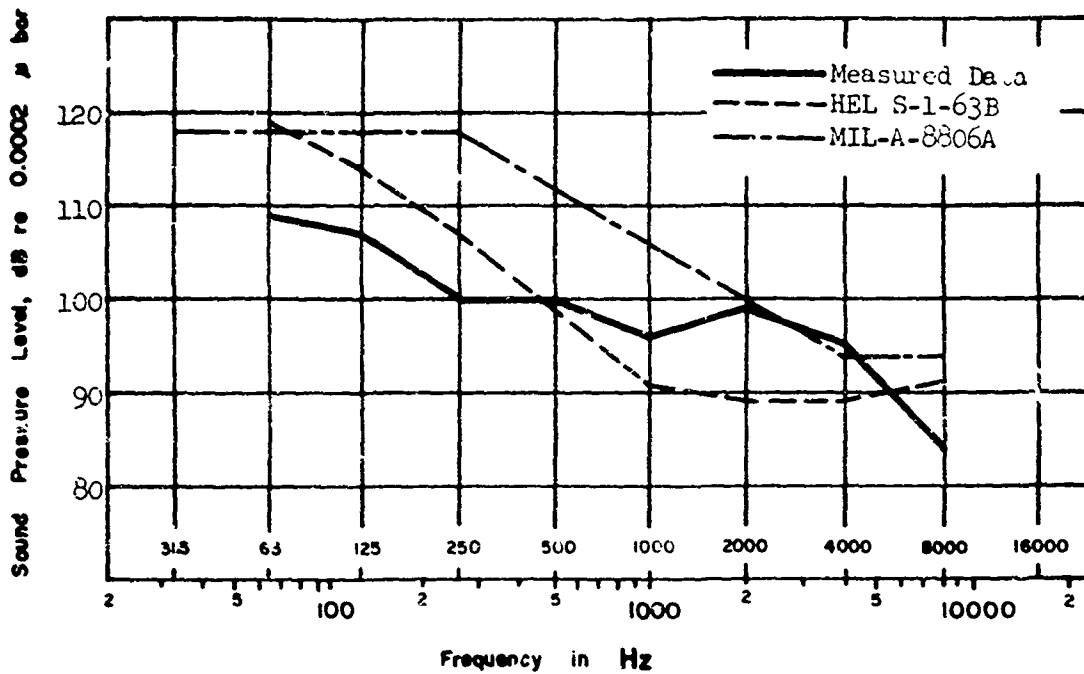


Fig. 45A. NOISE OF THE CH-47B HELICOPTER IN LEVEL FLIGHT AT 120 KNOTS TRUE AIR SPEED (Rotor speed is 225 rpm. Measuring position is at Station 95.)

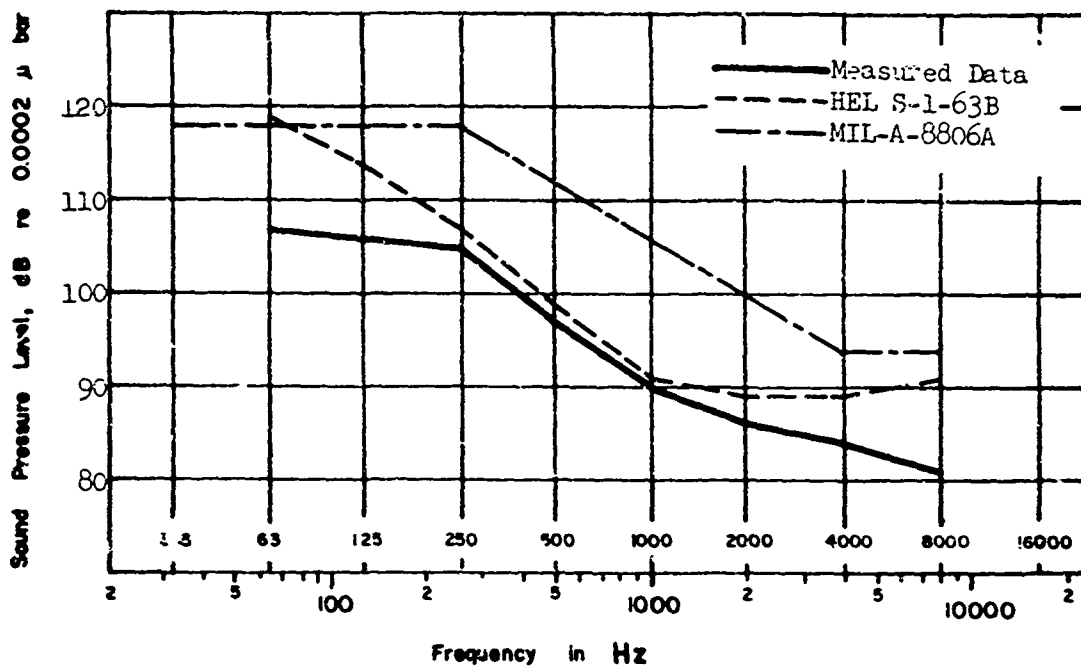


Fig. 46A. NOISE OF THE CH-47B HELICOPTER IN LEVEL FLIGHT AT 120 KNOTS TRUE AIR SPEED (Rotor speed is 225 rpm. Measuring position is at Station 320.)

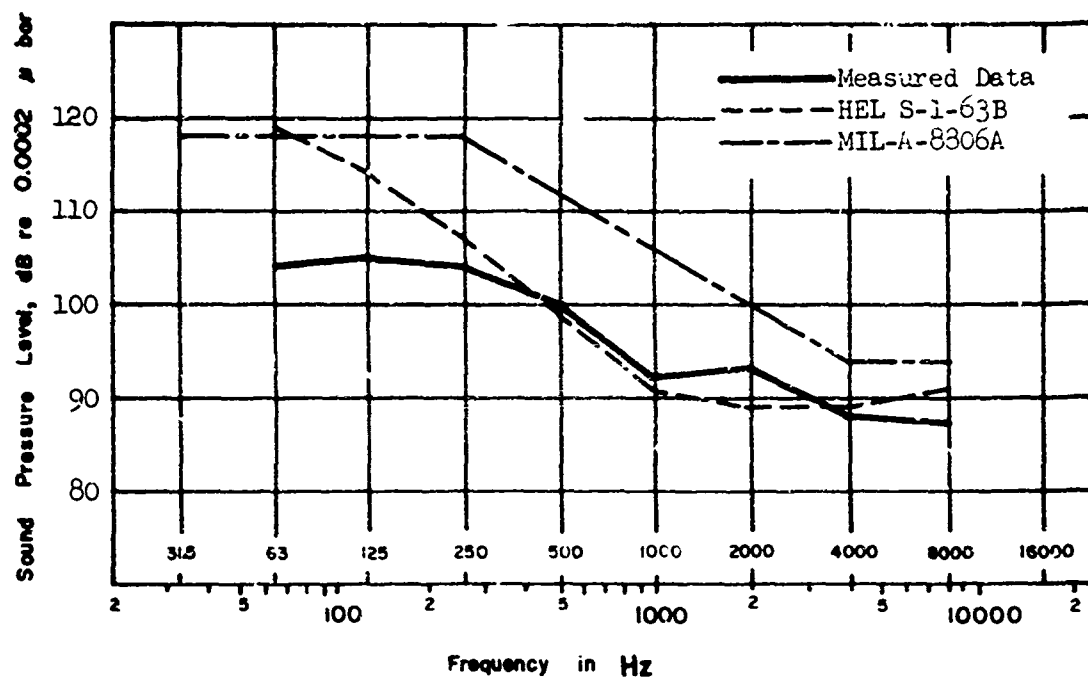


Fig. 47A. NOISE OF THE CH-47B HELICOPTER IN LEVEL FLIGHT
AT 120 KNOTS TRUE AIR SPEED
(Rotor speed is 225 rpm. Measuring position is at Station 480.)

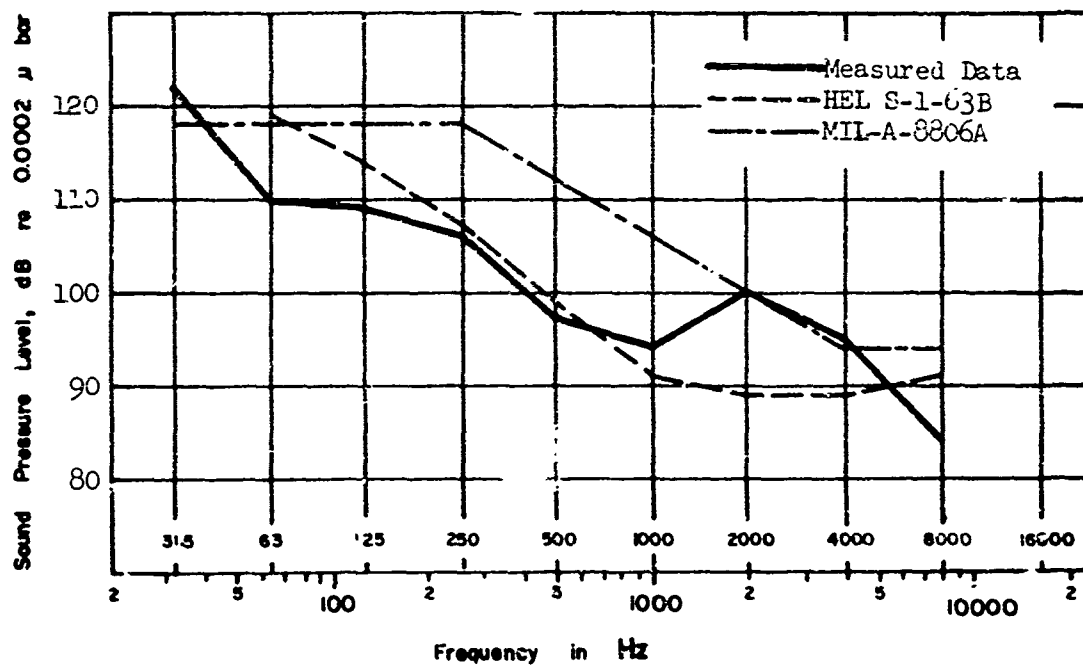


Fig. 48A. NOISE OF THE CH-47B HELICOPTER IN LEVEL FLIGHT
AT 120 KNOTS TRUE AIR SPEED
(Rotor speed is 230 rpm. Measuring position is at Station 95.)

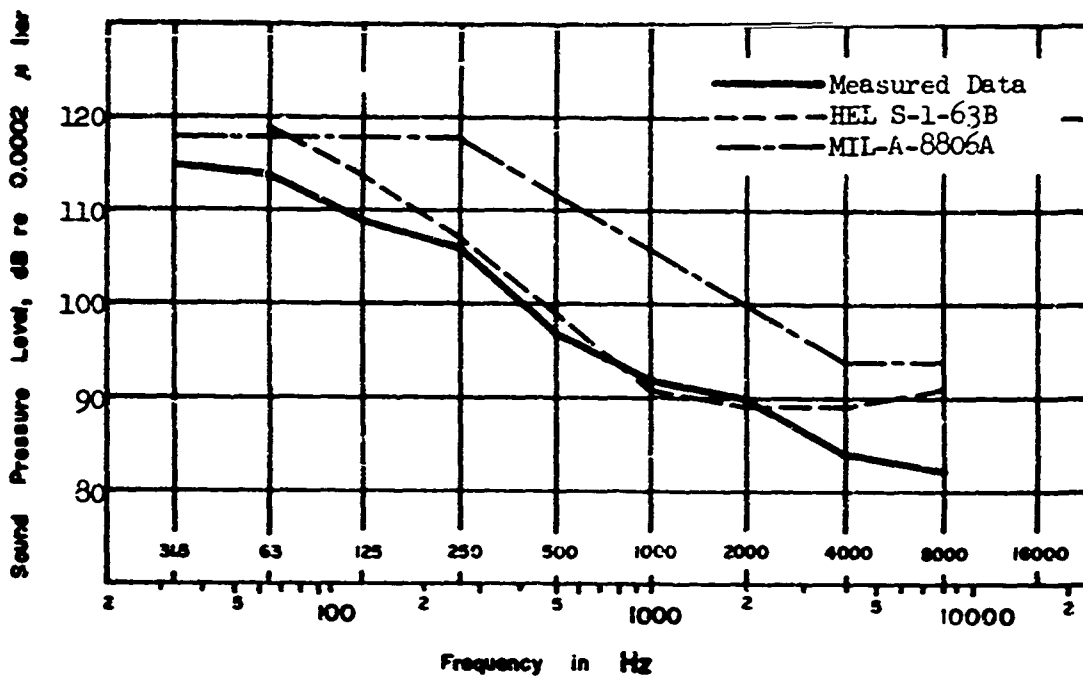


Fig. 49A. NOISE OF THE CH-47B HELICOPTER IN LEVEL FLIGHT
 AT 120 KNOTS TRUE AIR SPEED
 (Rotor speed is 230 rpm. Measuring position is at Station 320.)

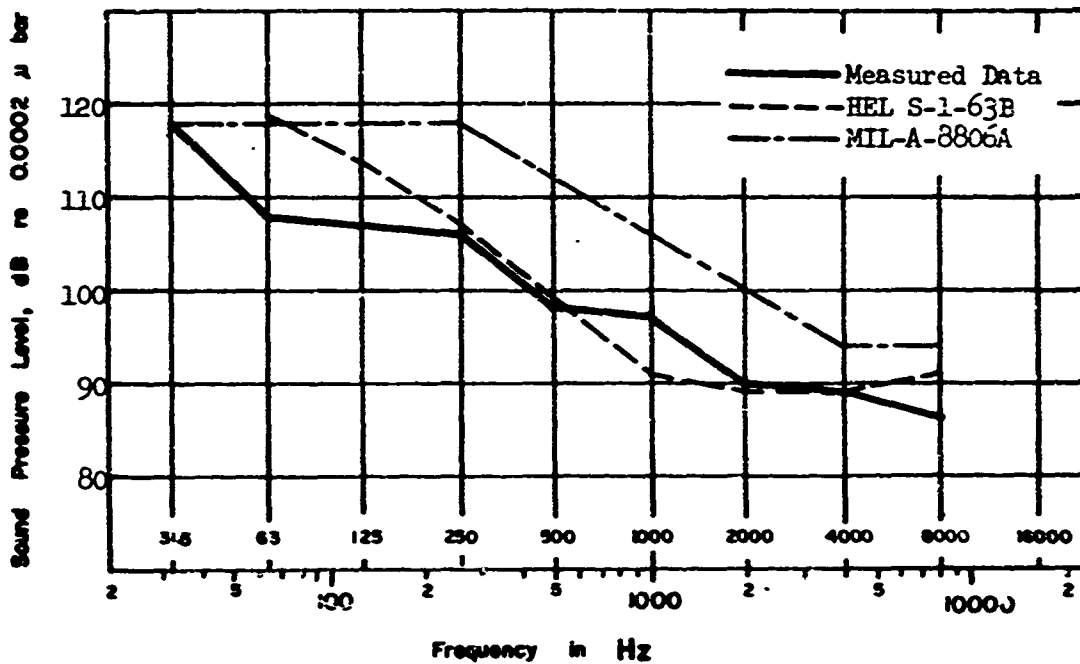


Fig. 50A. NOISE OF THE CH-47B HELICOPTER IN LEVEL FLIGHT
 AT 120 KNOTS TRUE AIR SPEED
 (Rotor speed is 230 rpm. Measuring position is at Station 480.)

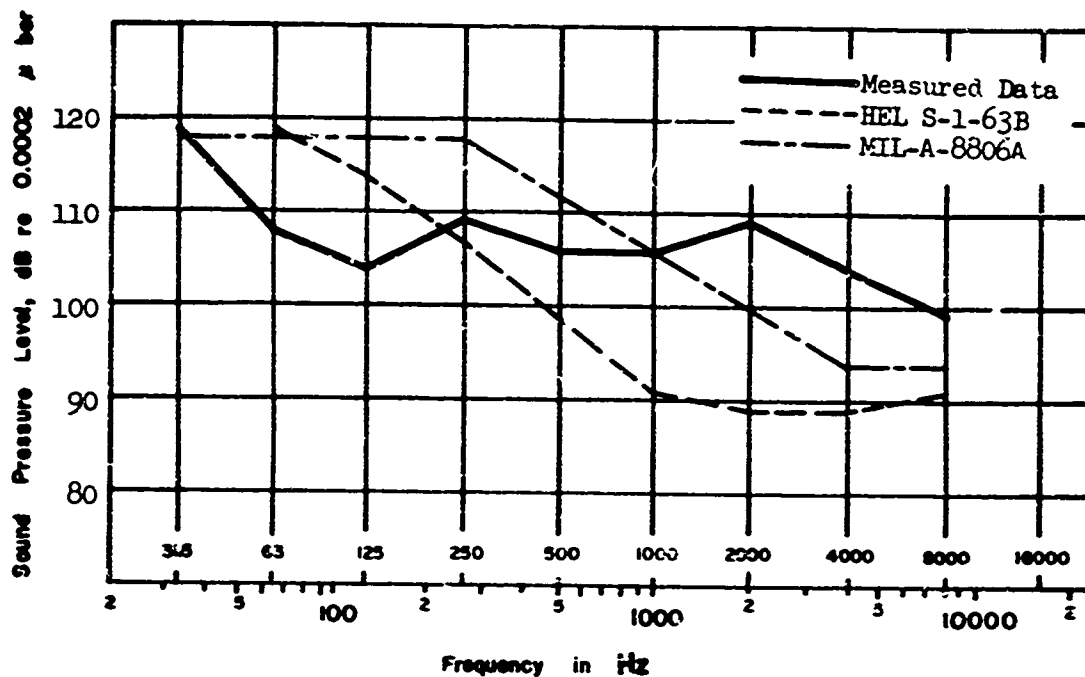


Fig. 51A. NOISE OF THE CH-47B HELICOPTER IN LEVEL FLIGHT
 AT 120 KNOTS TRUE AIR SPEED
 (Rotor speed is 230 rpm. Measuring position is at Station 480.)
 (All panels aft of Station 486 removed.)

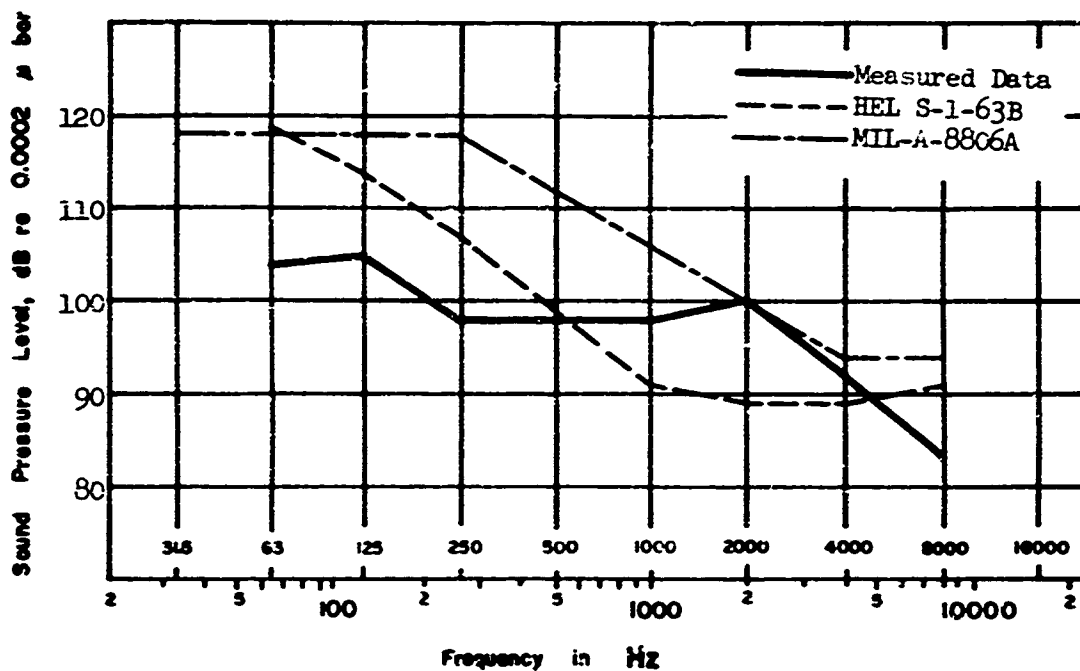


Fig. 52A. NOISE OF THE CH-47B HELICOPTER IN LEVEL FLIGHT
 AT 140 KNOTS TRUE AIR SPEED
 (Rotor speed is 230 rpm. Measuring position is at Station 95.)

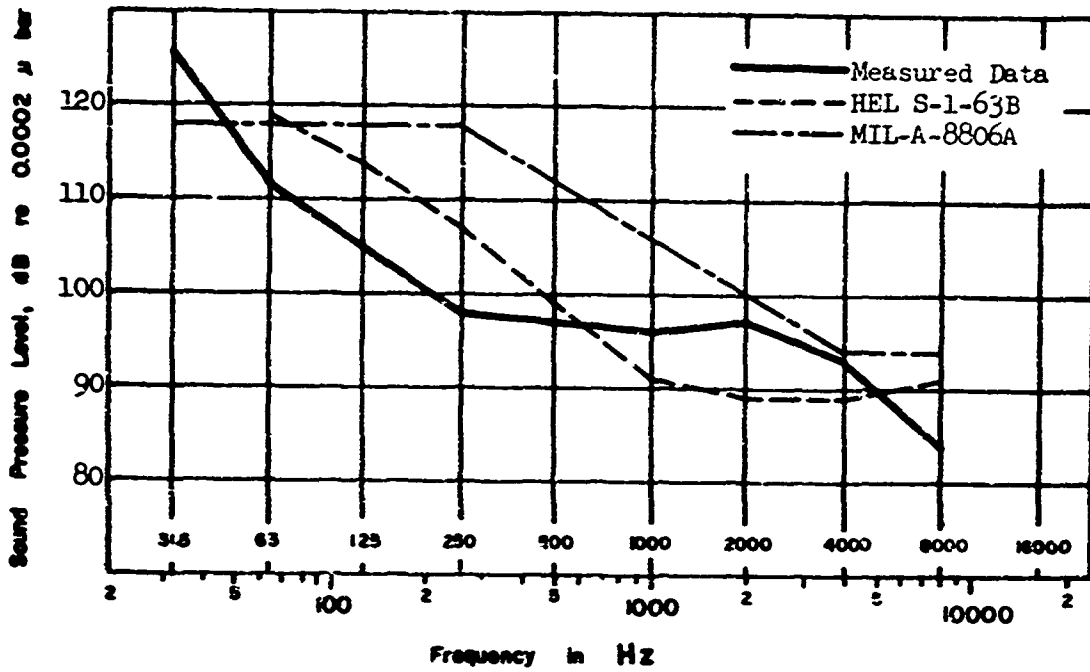


Fig. 53A. NOISE OF THE CH-47B HELICOPTER IN LEVEL FLIGHT
 AT 140 KNOTS TRUE AIR SPEED
 (Rotor speed is 230 rpm. Measuring position is at Station 95.)

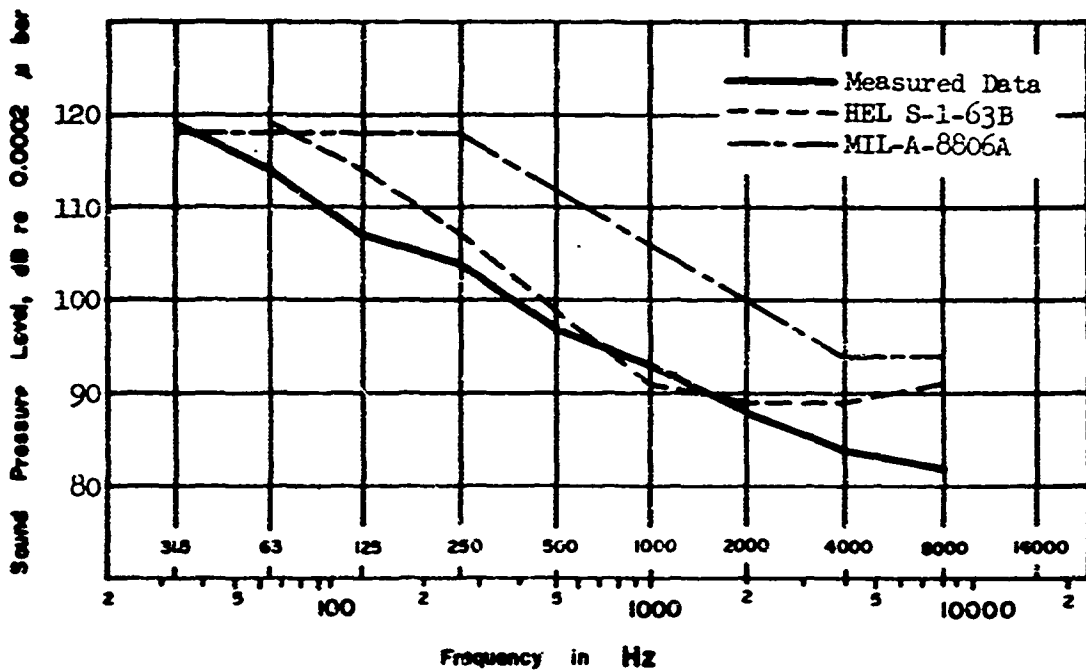


Fig. 54A. NOISE OF THE CH-47B HELICOPTER IN LEVEL FLIGHT
 AT 140 KNOTS TRUE AIR SPEED
 (Rotor speed is 230 rpm. Measuring position is at Station 320.)

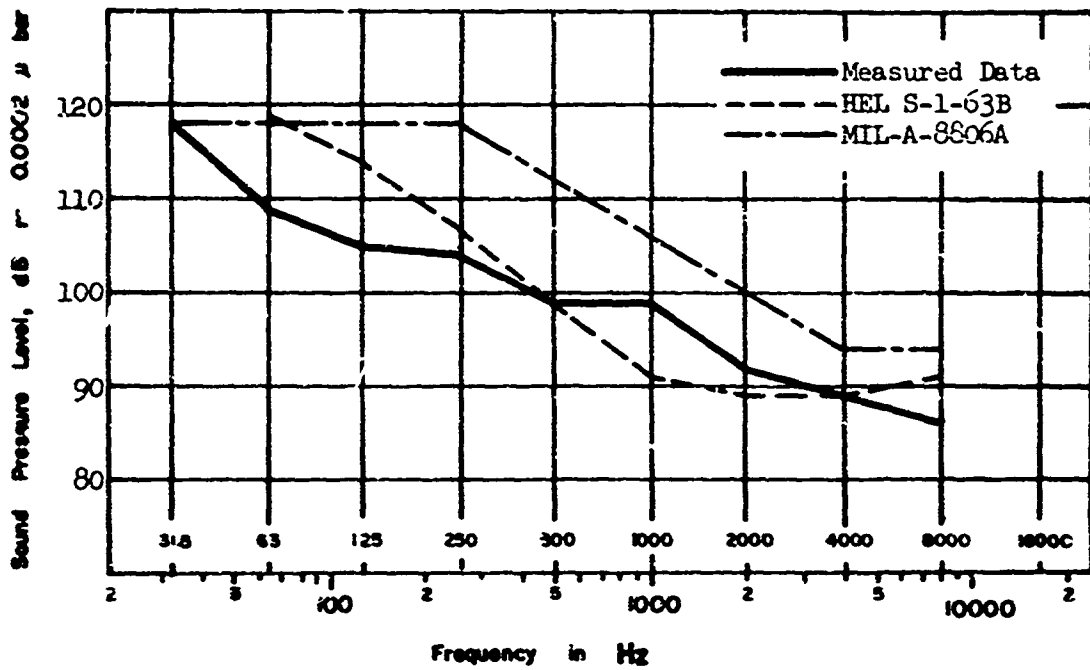


Fig. 55A. NOISE OF THE CH-47B HELICOPTER IN LEVEL FLIGHT
 AT 140 KNOTS TRUE AIR SPEED
 (Rotor speed is 230 rpm. Measuring position is at Station 480.)

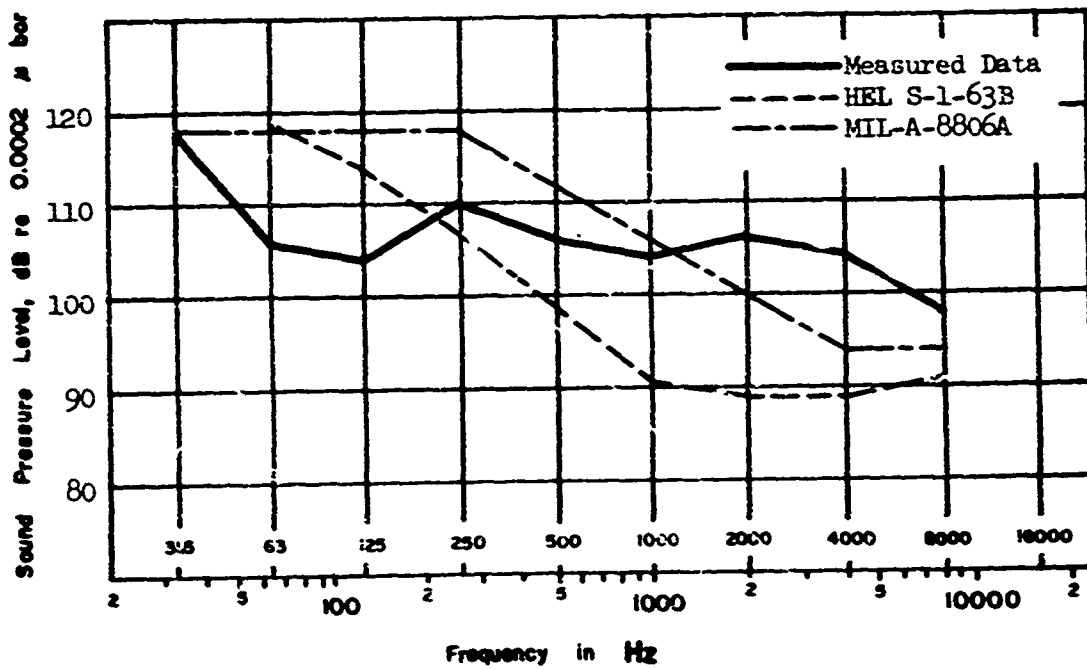


Fig. 56A. NOISE OF THE CH-47B HELICOPTER IN LEVEL FLIGHT
 AT 140 KNOTS TRUE AIR SPEED
 (Rotor speed is 230 rpm. Measuring position is at Station 480.)
 (All panels aft of Station 486 removed.)

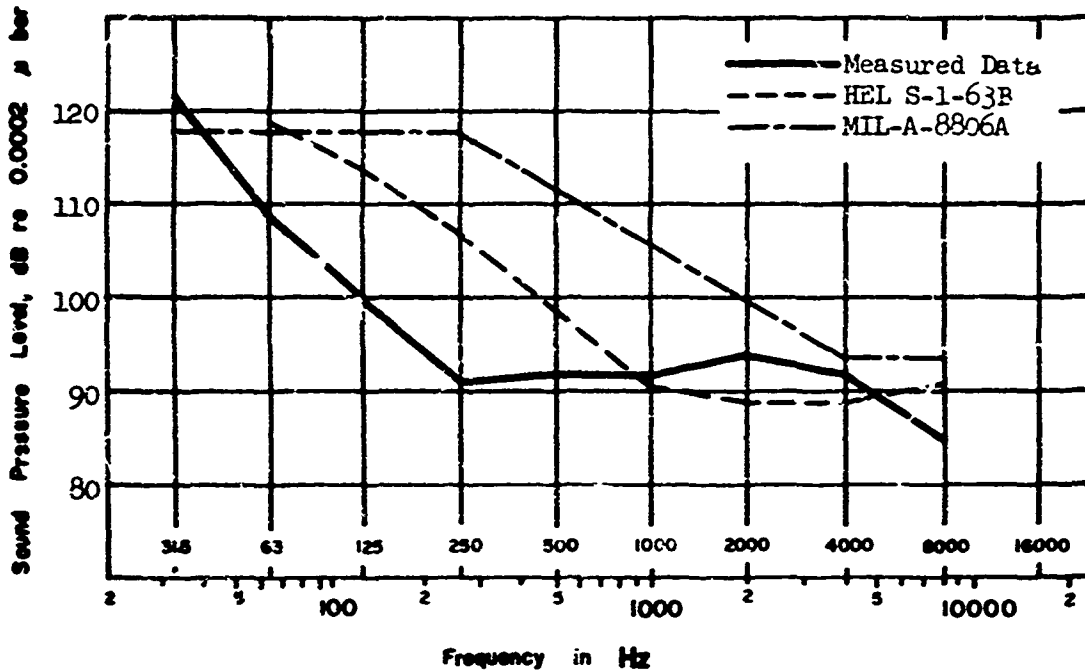


Fig. 57A. NOISE OF THE CH-47B HELICOPTER WHILE HOVERING
OUT OF GROUND EFFECT
(Rotor speed is 225 rpm. Measuring position is at Station 95.)

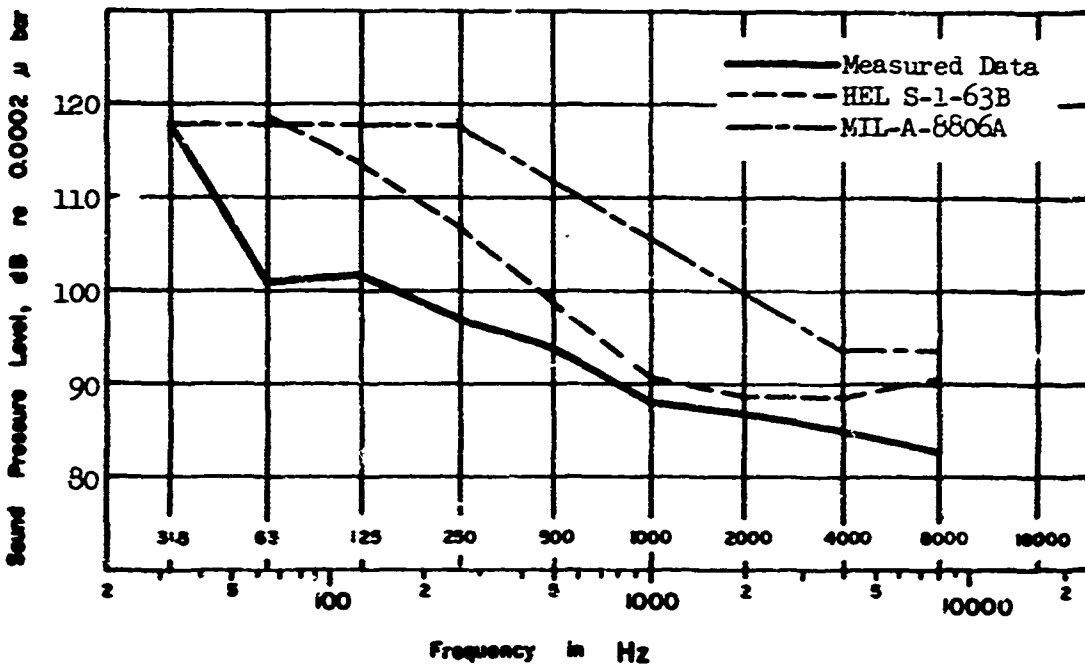


Fig. 58A. NOISE OF THE CH-47B HELICOPTER WHILE HOVERING
OUT OF GROUND EFFECT
(Rotor speed is 225 rpm. Measuring position is at Station 320.)

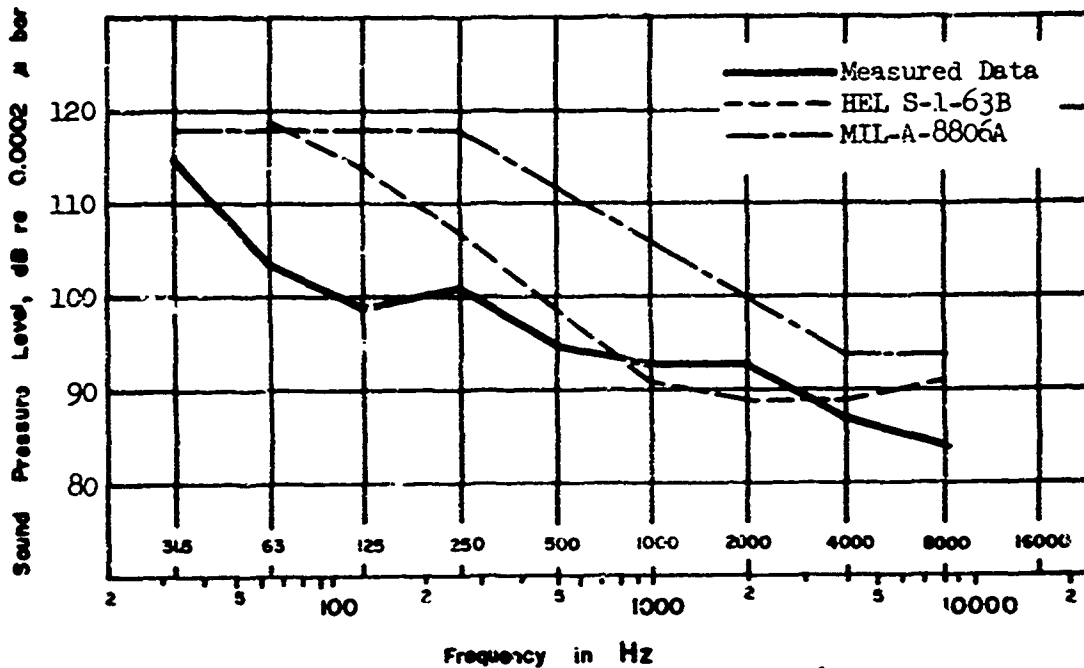


Fig. 59A. NOISE OF THE CH-47B HELICOPTER WHILE HOVERING
OUT OF GROUND EFFECT
(Rotor speed is 225 rpm. Measuring position is at Station 480.)

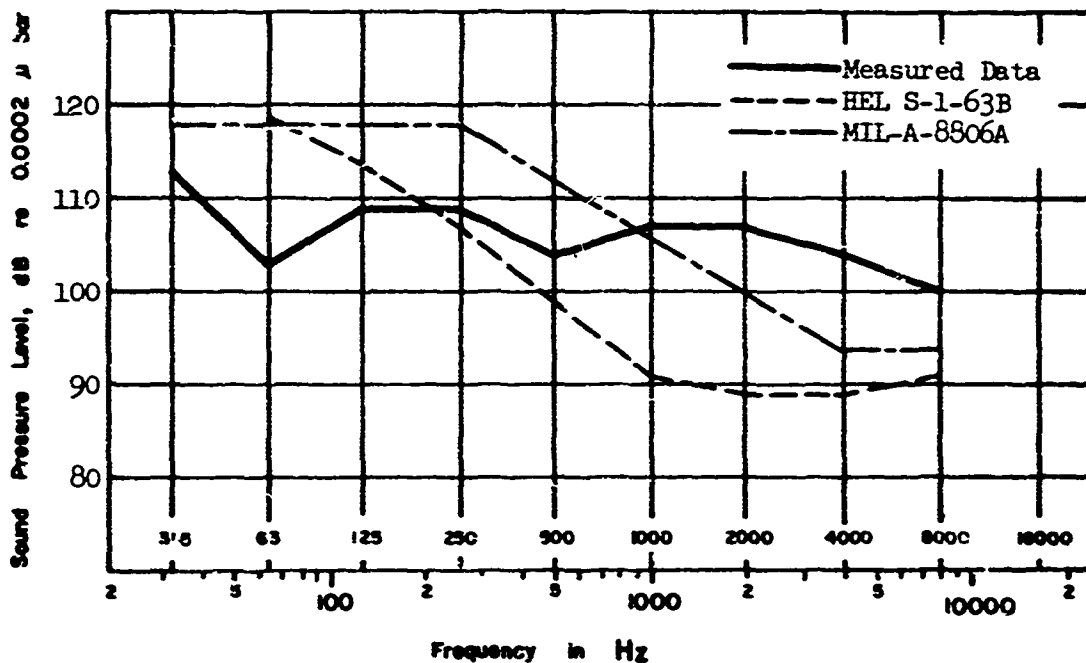


Fig. 60A. NOISE OF THE CH-47B HELICOPTER WHILE HOVERING
OUT OF GROUND EFFECT
(Rotor speed is 225 rpm. Measuring position is at Station 480.)
(All panels aft of Station 486 removed.)

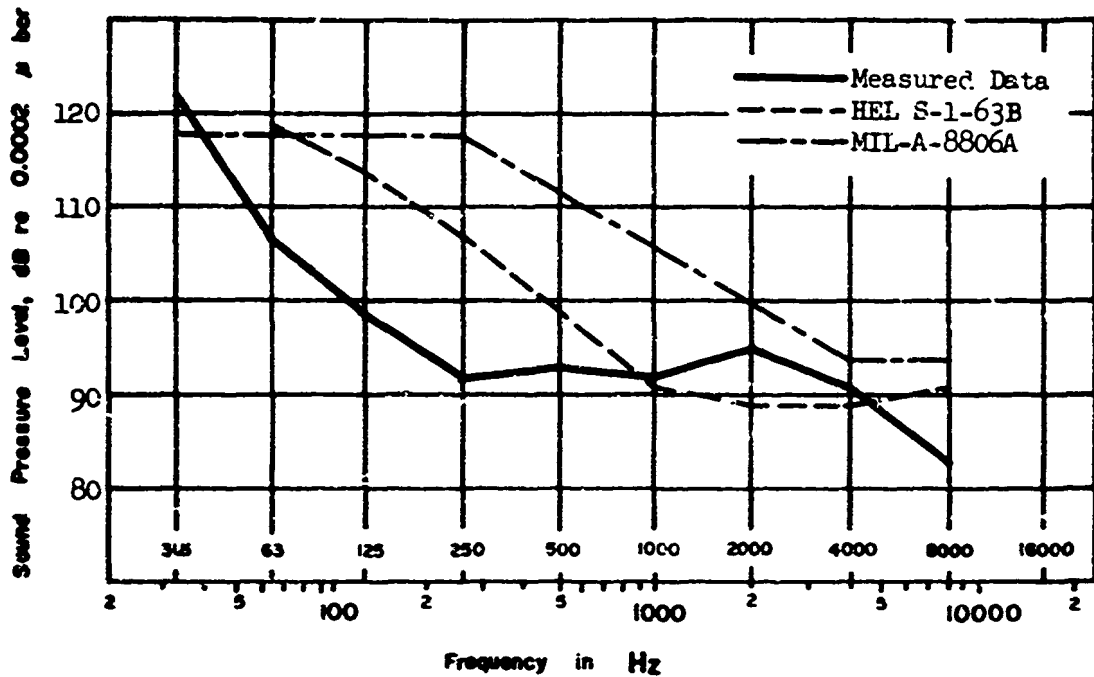


Fig. 61A. NOISE OF THE CH-47B HELICOPTER WHILE HOVERING OUT OF GROUND EFFECT
 (Rotor speed is 230 rpm. Measuring position is at Station 95.)

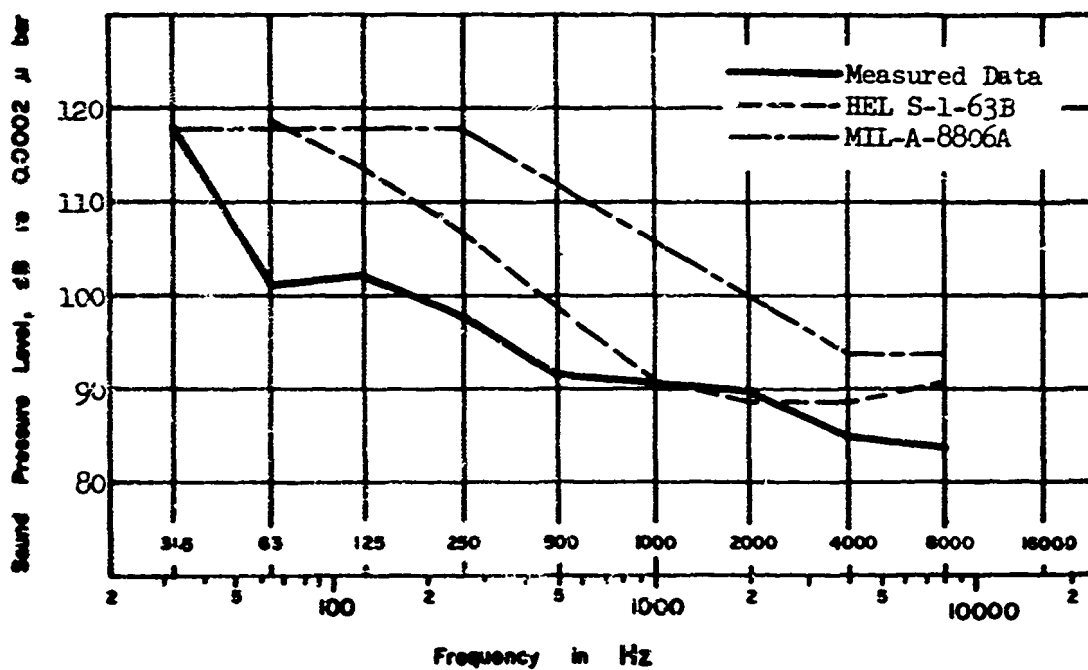


Fig. 62A. NOISE OF THE CH-47B HELICOPTER WHILE HOVERING OUT OF GROUND EFFECT
 (Rotor speed is 230 rpm. Measuring position is at Station 320.)

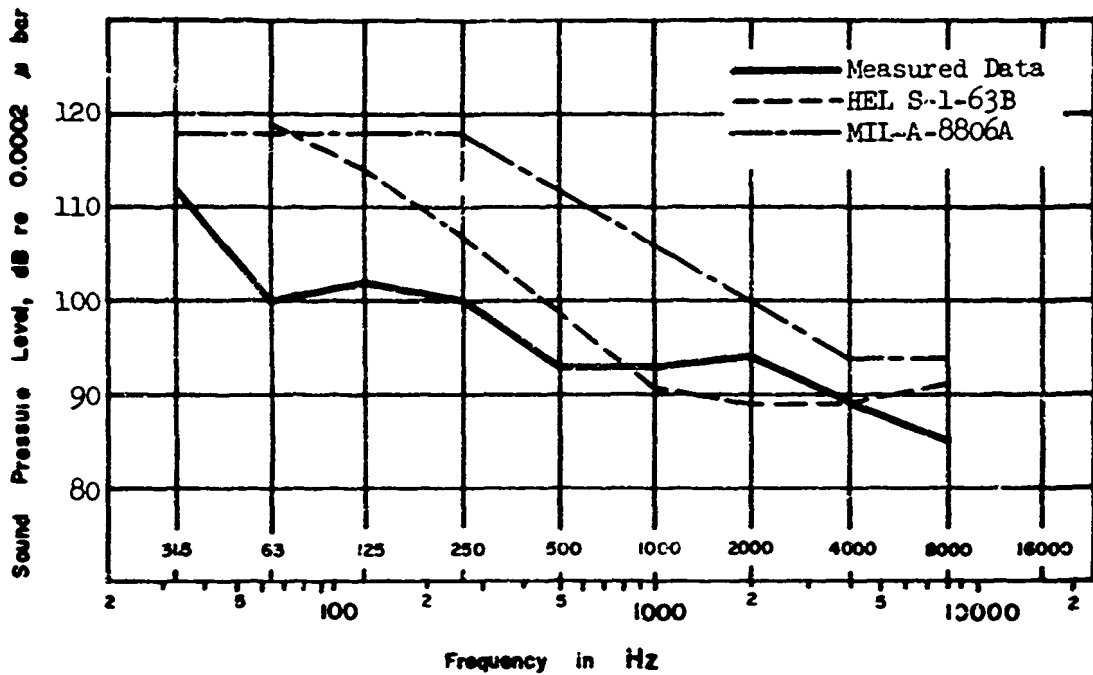


Fig. 63A. NOISE OF THE CH-47B HELICOPTER WHILE HOVERING
OUT OF GROUND EFFECT
(Rotor speed is 230 rpm. Measuring position is at Station 480.)

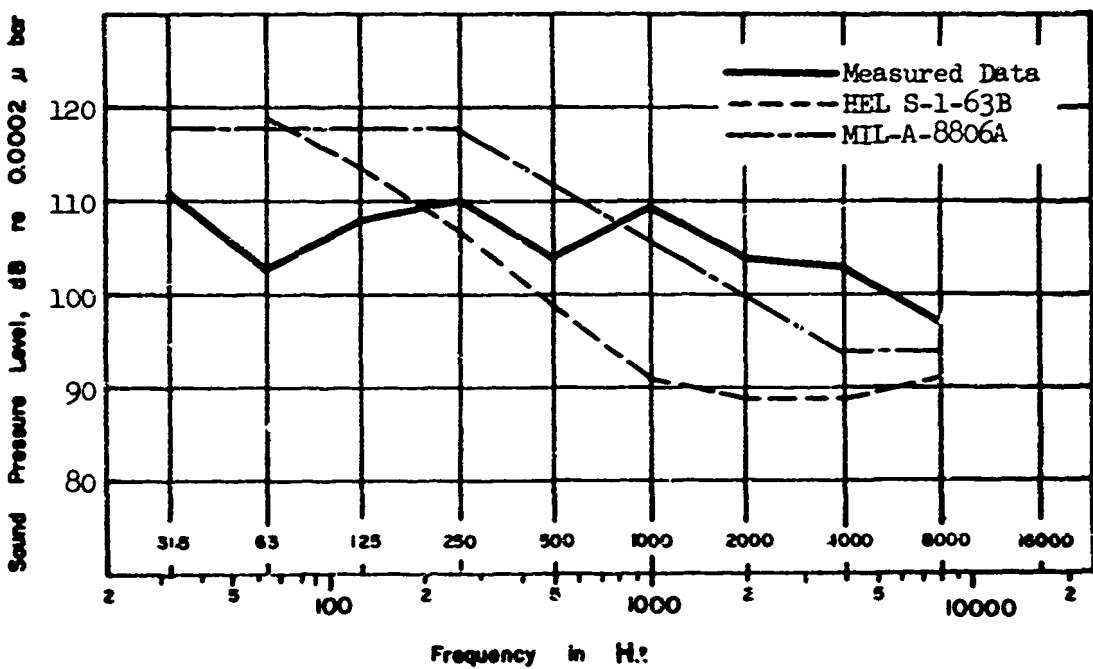


Fig. 64A. NOISE OF THE CH-47B HELICOPTER WHILE HOVERING
OUT OF GROUND EFFECT
(Rotor speed is 230 rpm. Measuring position is at Station 480.)
(All panels aft of Station 486 removed.)

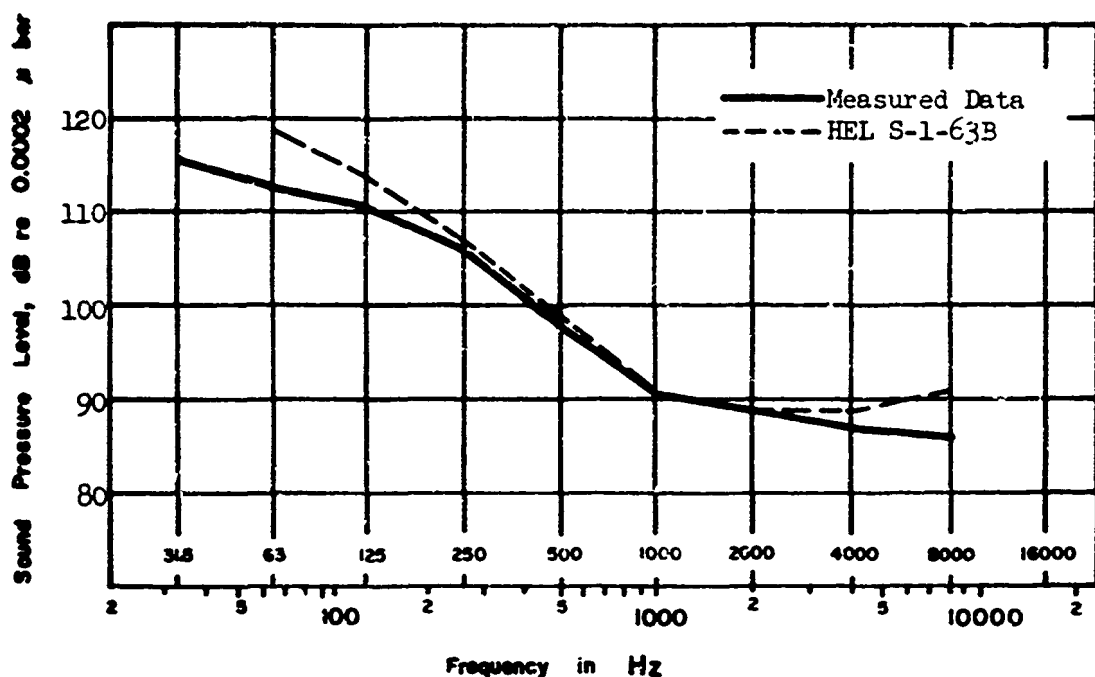


Fig. 65A. NOISE OUTSIDE THE CH-47B HELICOPTER WHILE HOVERING (IN GROUND EFFECT) AT 10 FEET ALTITUDE (Rotor speed is 230 rpm. Measuring position is 20 meters in front of the aircraft; 0° with the axis.)

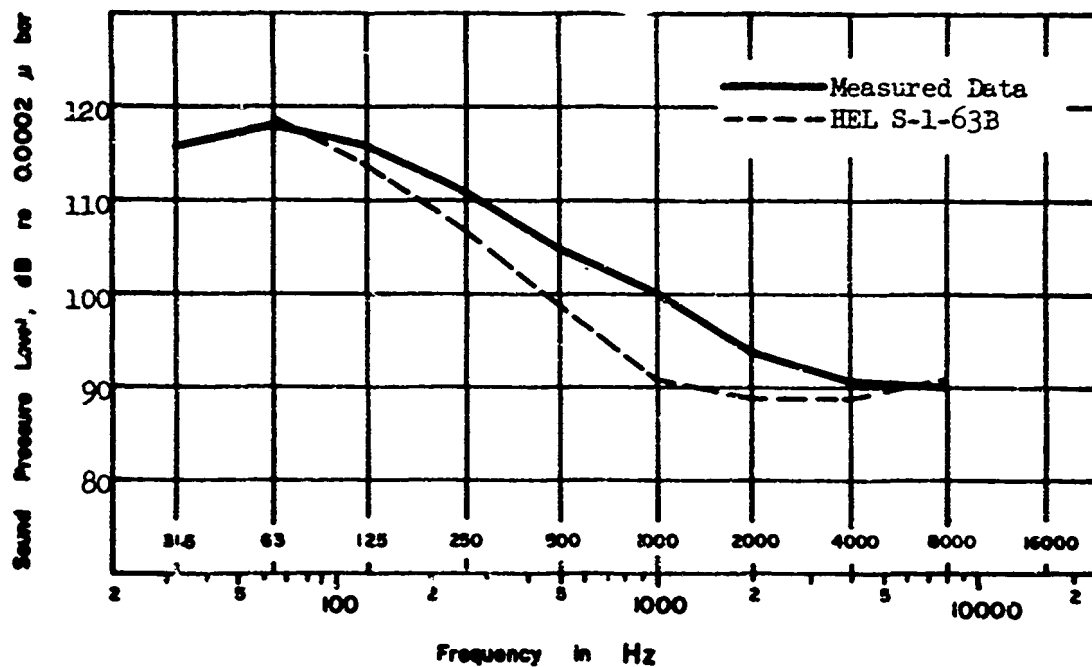


Fig. 66A. NOISE OUTSIDE THE CH-47B HELICOPTER WHILE HOVERING (IN GROUND EFFECT) AT 10 FEET ALTITUDE (Rotor speed is 230 rpm. Measuring position is 20 meters starboard of the aircraft; 90° with the axis.)

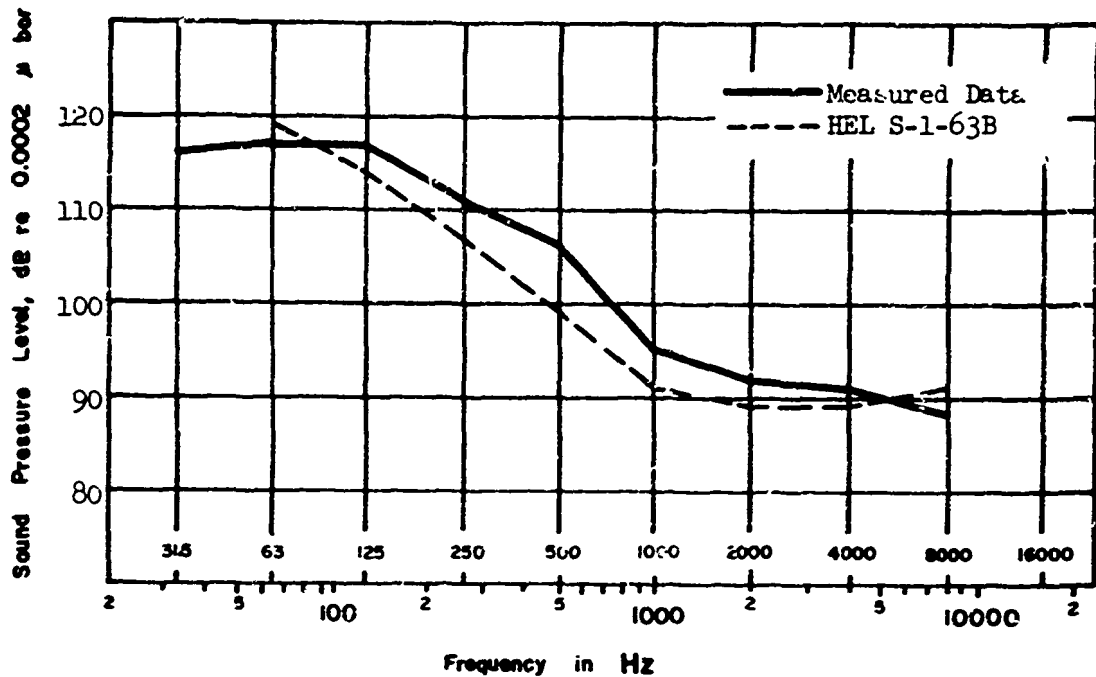


Fig. 67A. NOISE OUTSIDE THE CH-47B HELICOPTER WHILE HOVERING (IN GROUND EFFECT) AT 10 FEET ALTITUDE (Rotor speed is 230 rpm. Measuring position is 20 meters behind the aircraft; 180° with the axis.)

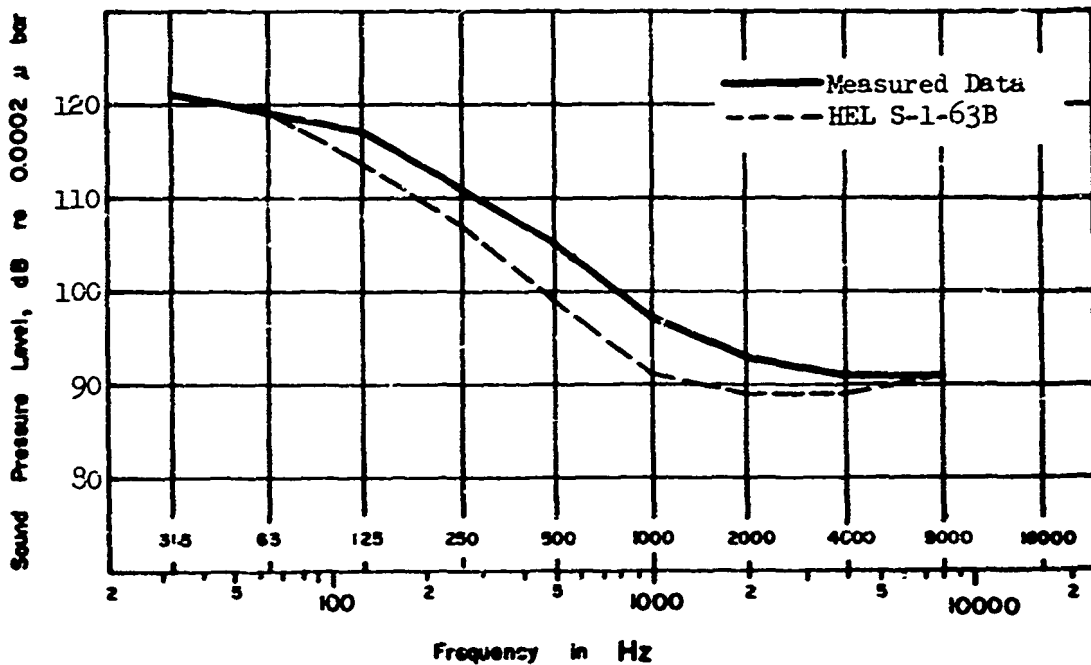


Fig. 68A. NOISE OUTSIDE THE CH-47B HELICOPTER WHILE HOVERING (IN GROUND EFFECT) AT 10 FEET ALTITUDE (Rotor speed is 230 rpm. Measuring position is 20 meters port of the aircraft; 270° with the axis.)

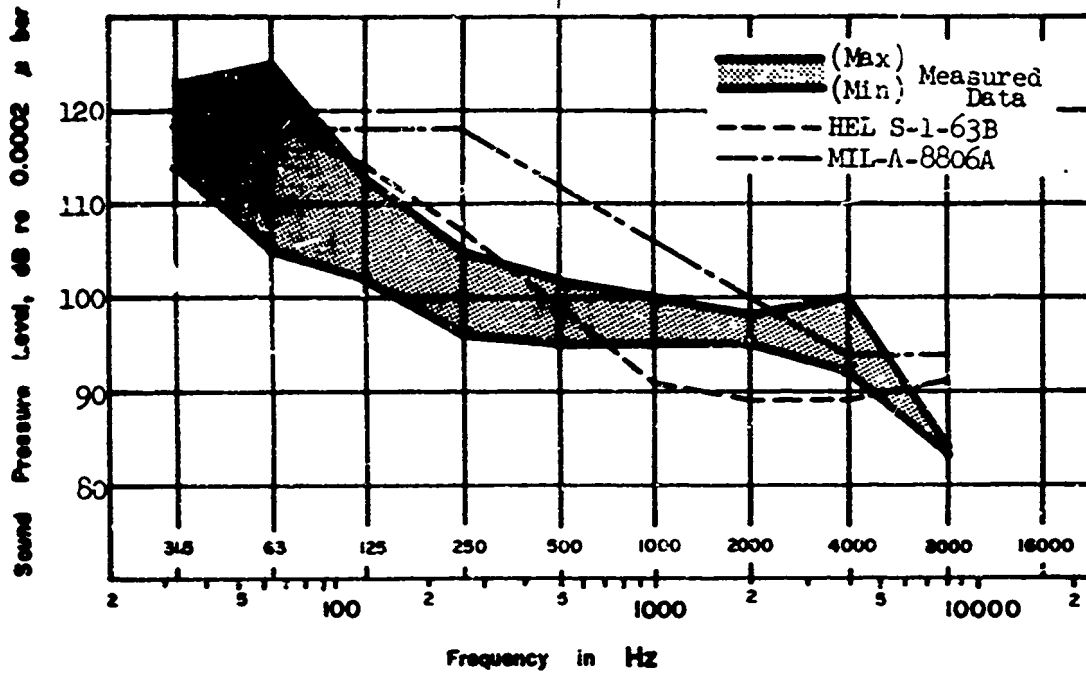


Fig. 69A. RANGE OF NOISE IN THE CH-47B HELICOPTER DURING A LEVEL ACCELERATION FROM 40 KNOTS TRUE AIR SPEED TO 140 KNOTS TRUE AIR SPEED (Rotor speed is 225 rpm. Measuring position is at Station 95.)

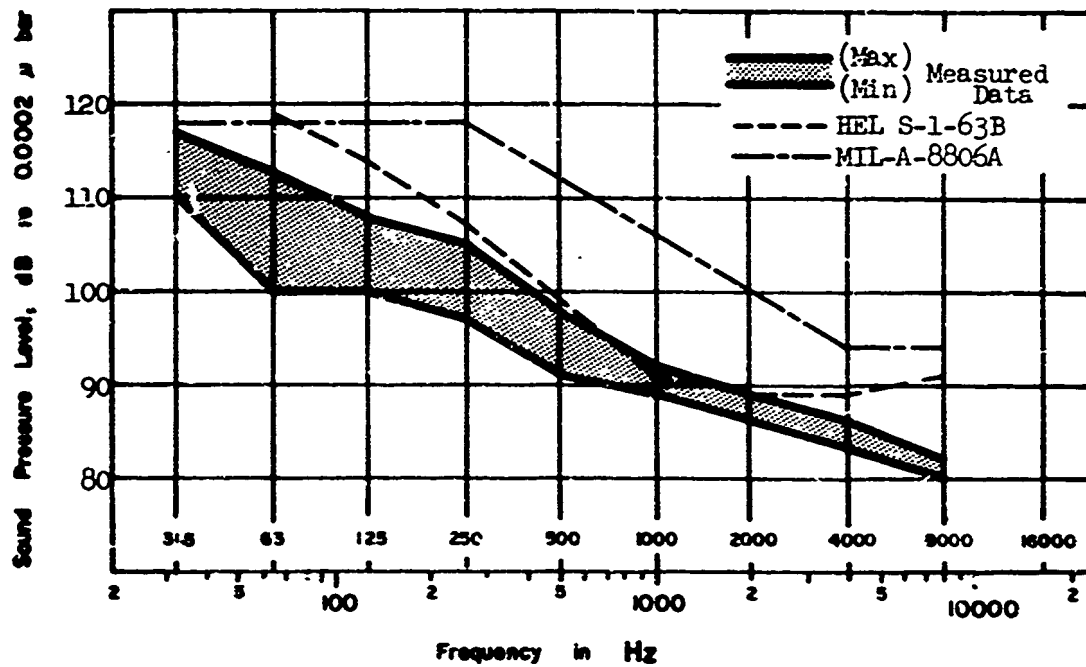


Fig. 70A. RANGE OF NOISE IN THE CH-47B HELICOPTER DURING A LEVEL ACCELERATION FROM 40 KNOTS TRUE AIR SPEED TO 140 KNOTS TRUE AIR SPEED (Rotor speed is 225 rpm. Measuring position is at Station 320.)

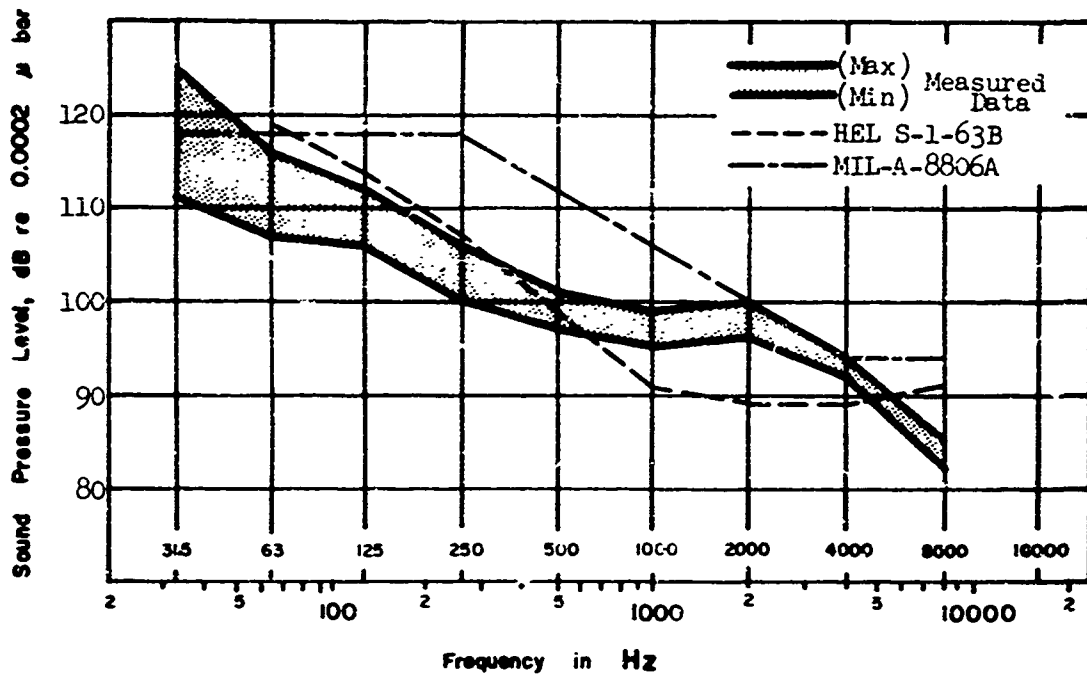


Fig. 71A. RANGE OF NOISE IN THE CH-47B HELICOPTER DURING A LEVEL ACCELERATION FROM 40 KNOTS TRUE AIR SPEED TO 140 KNOTS TRUE AIR SPEED (Rotor speed is 230 rpm. Measuring position is at Station 95.)

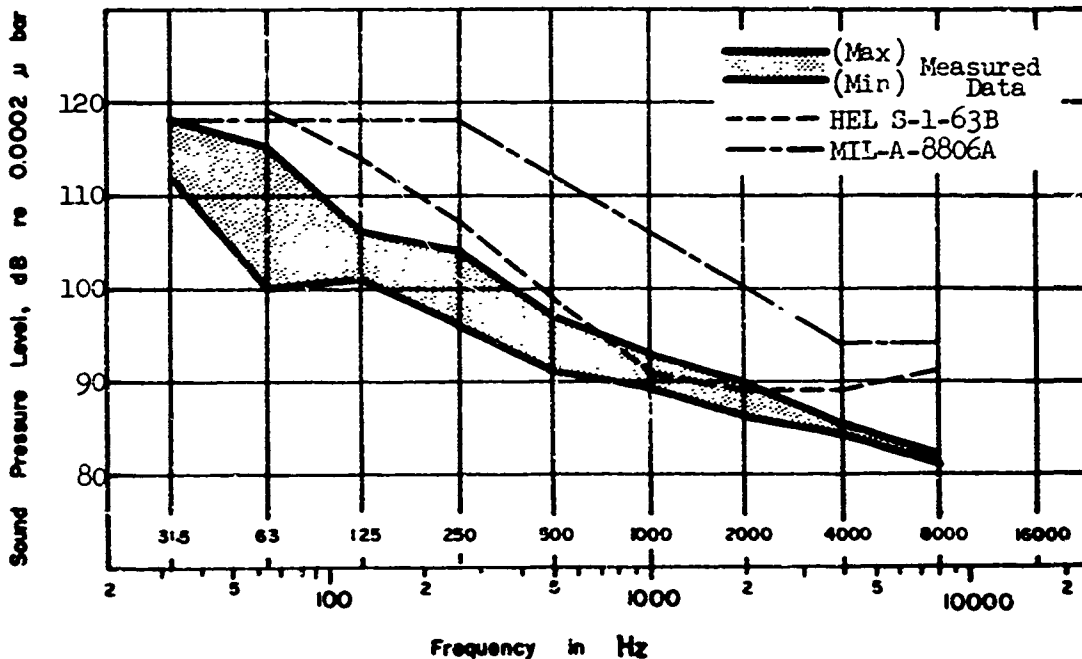


Fig. 72A. RANGE OF NOISE IN THE CH-47B HELICOPTER DURING A LEVEL ACCELERATION FROM 40 KNOTS TRUE AIR SPEED TO 140 KNOTS TRUE AIR SPEED (Rotor speed is 230 rpm. Measuring position is at Station 320.)

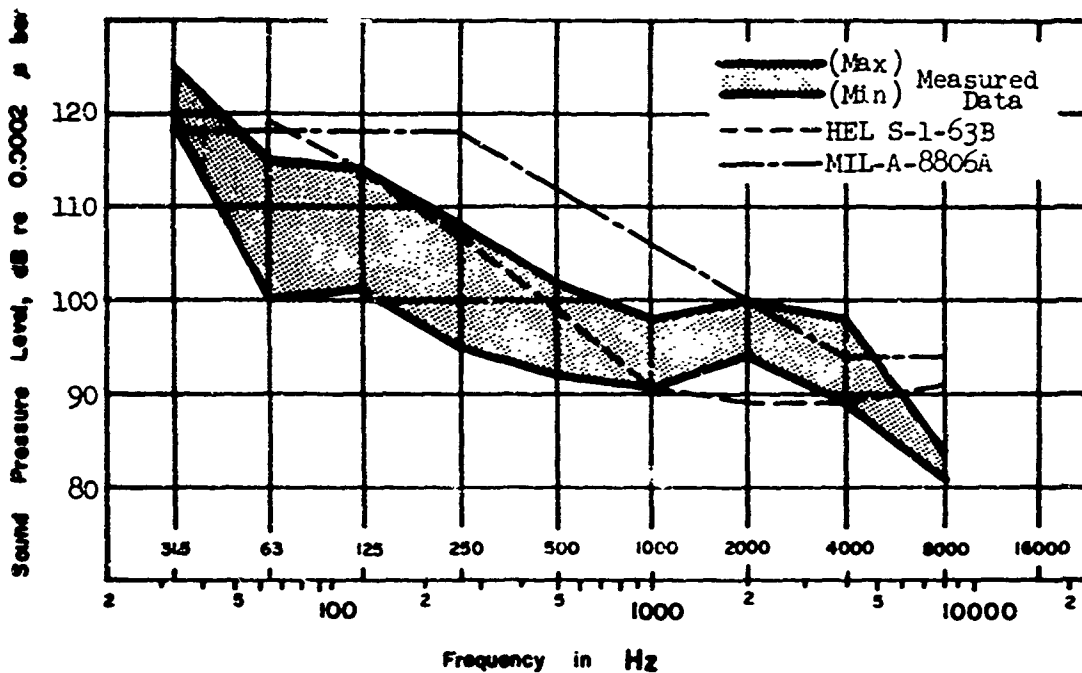


Fig. 73A. RANGE OF NOISE IN THE CH-47B HELICOPTER DURING A LEVEL DECELERATION FROM 140 KNOTS TRUE AIR SPEED TO 40 KNOTS TRUE AIR SPEED (Rotor speed is 225 rpm. Measuring position is at Station 95.)

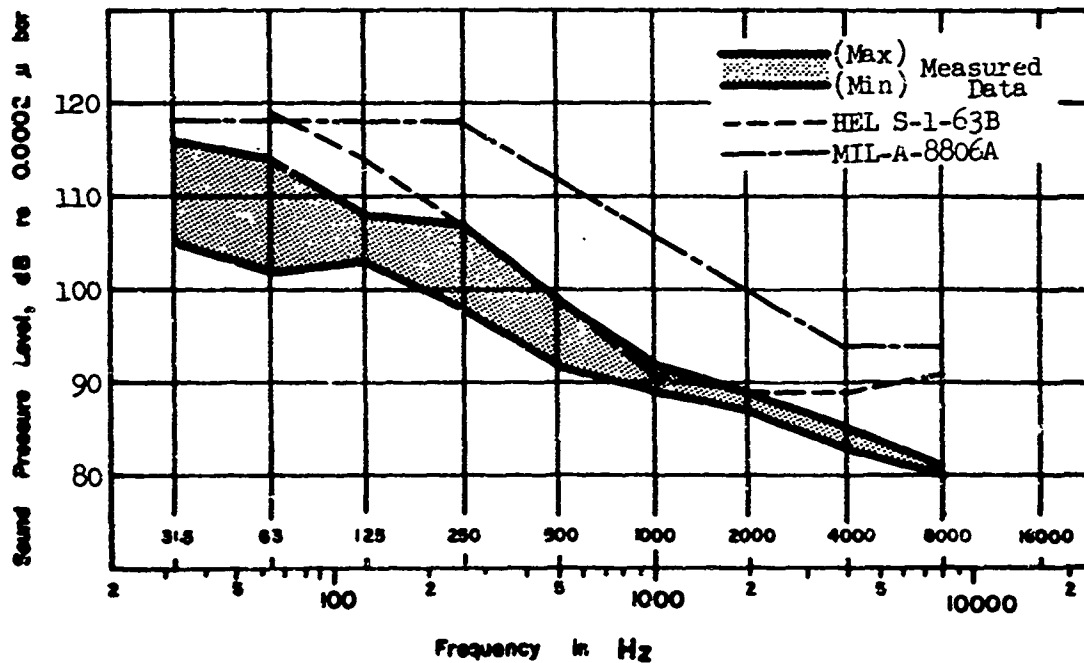


Fig. 74A. RANGE OF NOISE IN THE CH-47B HELICOPTER DURING A LEVEL DECELERATION FROM 140 KNOTS TRUE AIR SPEED TO 40 KNOTS TRUE AIR SPEED (Rotor speed is 225 rpm. Measuring position is at Station 320.)

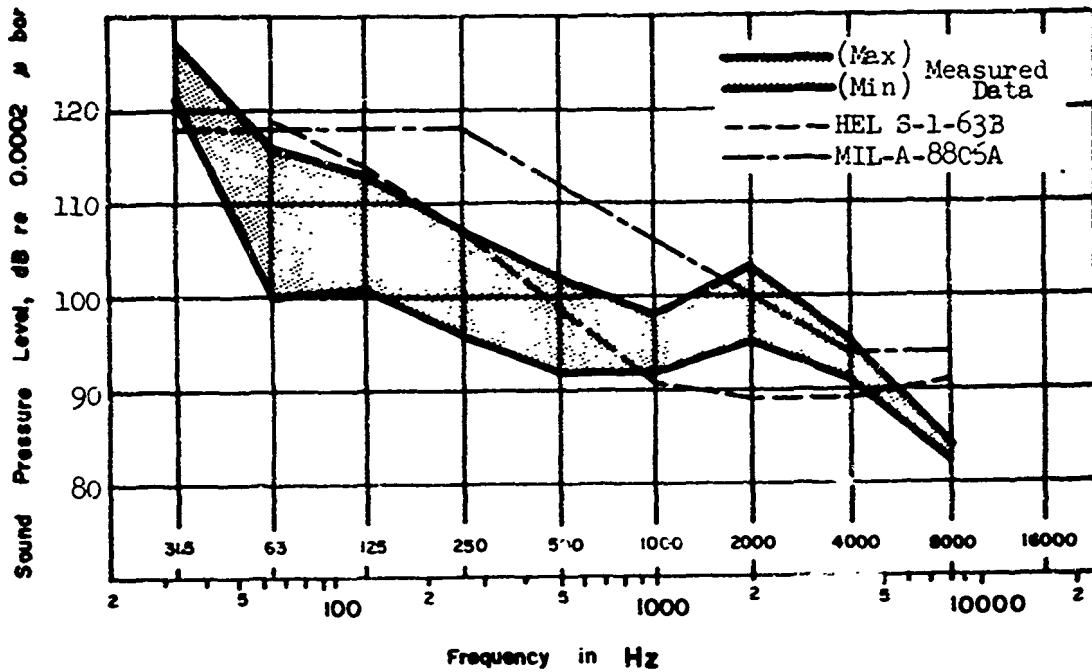


Fig. 75A. RANGE OF NOISE IN THE CH-47B HELICOPTER DURING A LEVEL DECELERATION FROM 140 KNOTS TRUE AIR SPEED TO 40 KNOTS TRUE AIR SPEED (Rotor speed is 230 rpm. Measuring position is at Station 95.)

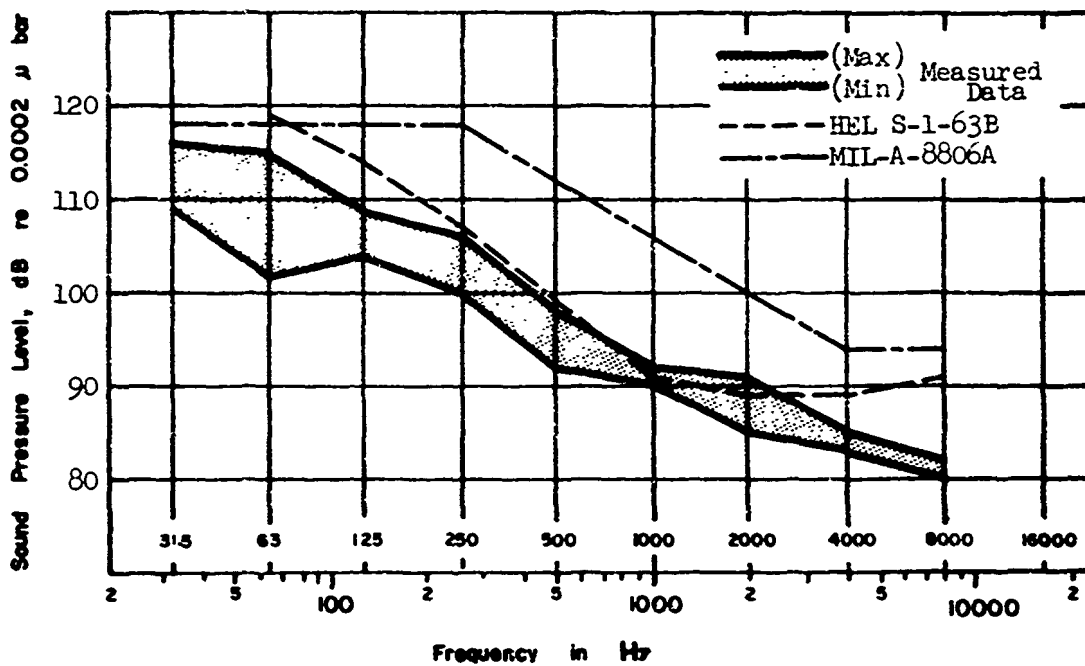


Fig. 76A. RANGE OF NOISE IN THE CH-47B HELICOPTER DURING A LEVEL DECELERATION FROM 140 KNOTS TRUE AIR SPEED TO 40 KNOTS TRUE AIR SPEED (Rotor speed is 230 rpm. Measuring position is at Station 320.)

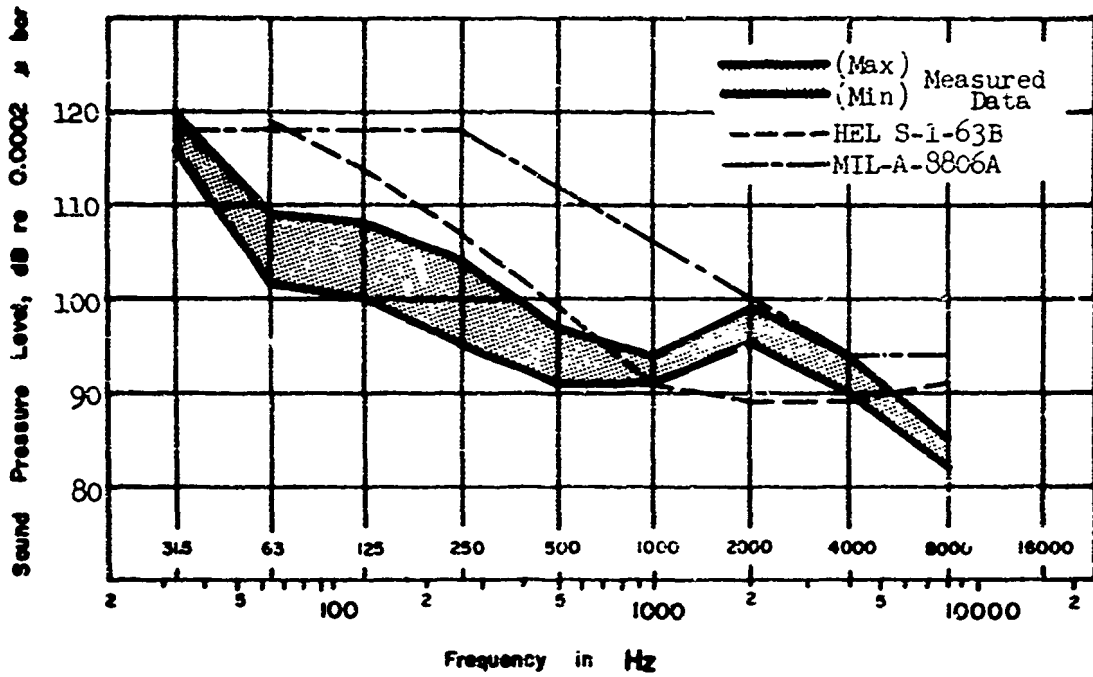


Fig. 77A. RANGE OF NOISE IN THE CH-47B HELICOPTER DURING A PARTIAL POWER DESCENT OF 500 FEET PER MINUTE AT 60 KNOTS TRUE AIR SPEED (Rotor speed is 230 rpm. Measuring position is at Station 95.)

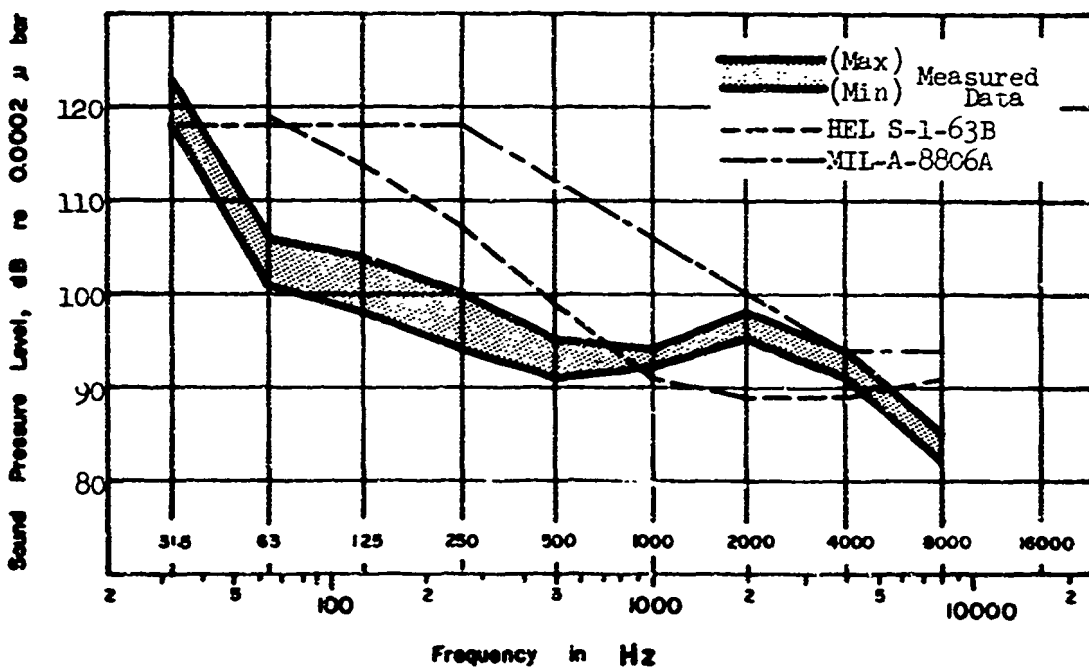


Fig. 78A. RANGE OF NOISE IN THE CH-47B HELICOPTER DURING A PARTIAL POWER DESCENT OF 1000 FEET PER MINUTE AT 60 KNOTS TRUE AIR SPEED (Rotor speed is 230 rpm. Measuring position is at Station 95.)

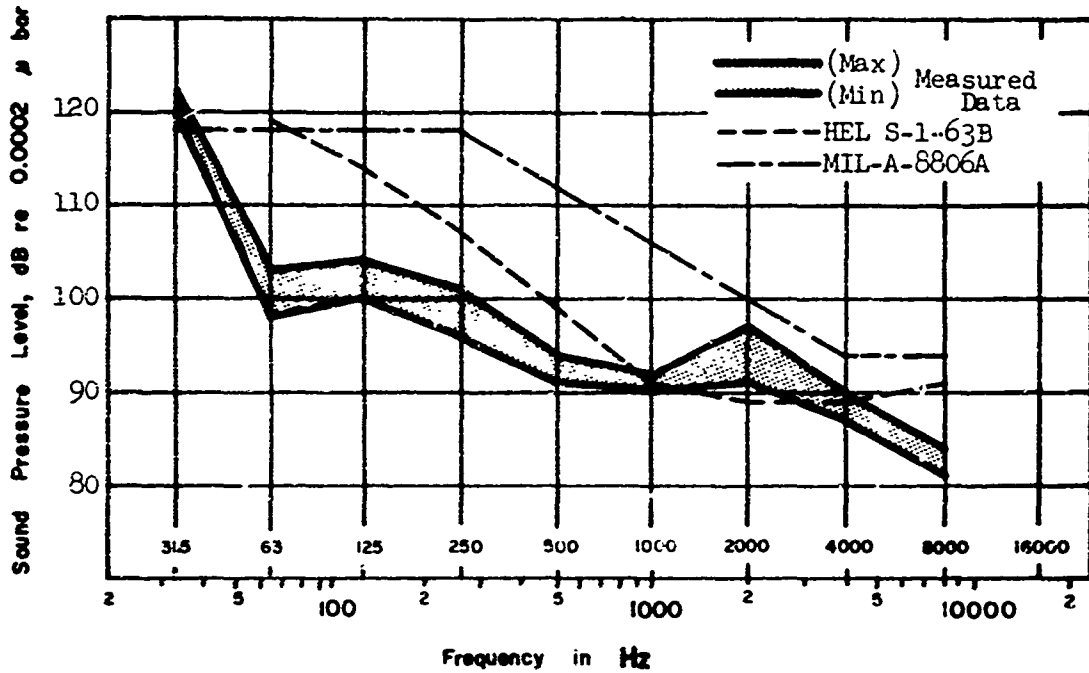


Fig. 79A. RANGE OF NOISE IN THE CH-47B HELICOPTER DURING A PARTIAL POWER DESCENT OF 1500 FEET PER MINUTE AT 60 KNOTS TRUE AIR SPEED (Rotor speed is 230 rpm. Measuring position is at Station 95.)

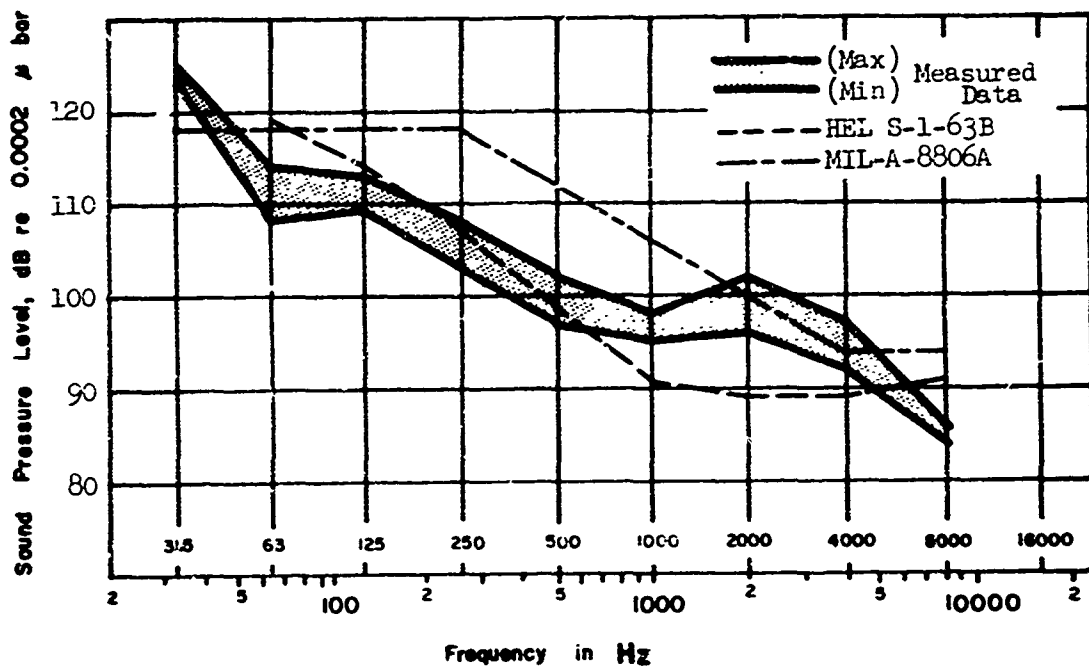


Fig. 80A. RANGE OF NOISE IN THE CH-47B HELICOPTER DURING A PARTIAL POWER DESCENT OF 500 FEET PER MINUTE AT 100 KNOTS TRUE AIR SPEED (Rotor speed is 230 rpm. Measuring position is at Station 95.)

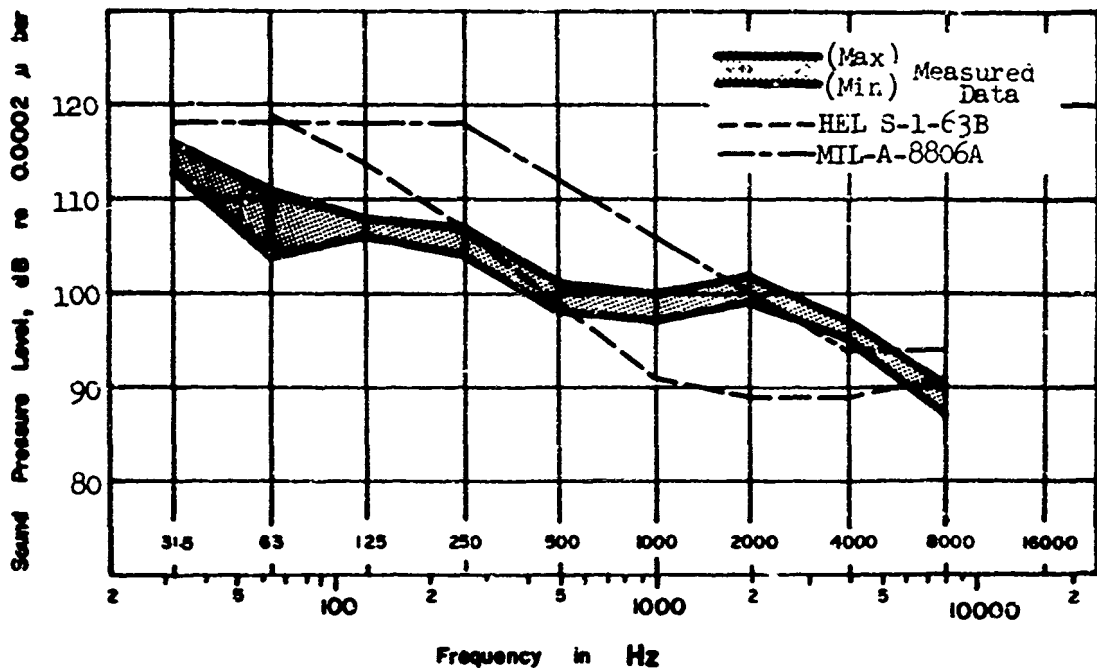


Fig. 81A. RANGE OF NOISE IN THE CH-47B HELICOPTER DURING A PARTIAL POWER DESCENT OF 500 FEET PER MINUTE AT 100 KNOTS TRUE AIR SPEED (Rotor speed is 230 rpm. Measuring position is at Station 320.)

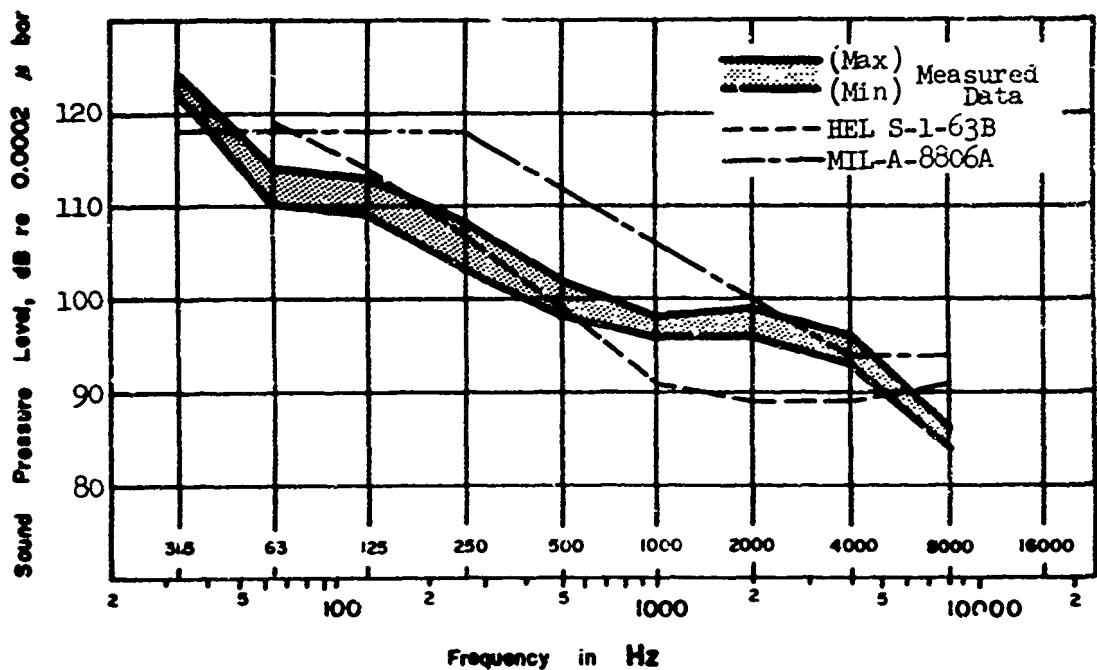


Fig. 82A. RANGE OF NOISE IN THE CH-47B HELICOPTER DURING A PARTIAL POWER DESCENT OF 1000 FEET PER MINUTE AT 100 KNOTS TRUE AIR SPEED (Rotor speed is 230 rpm. Measuring position is at Station 95.)

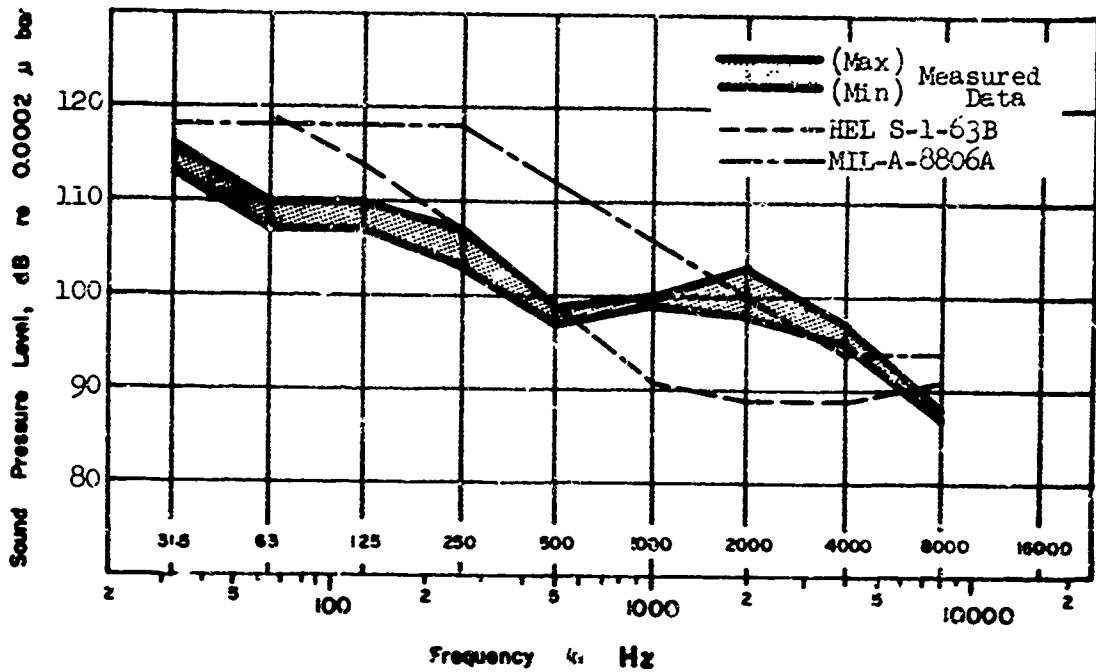


Fig. 83A. RANGE OF NOISE IN THE CH-47B HELICOPTER DURING A PARTIAL POWER DESCENT OF 1000 FEET PER MINUTE AT 100 KNOTS TRUE AIR SPEED (Rotor speed is 230 rpm. Measuring position is at Station 320.)

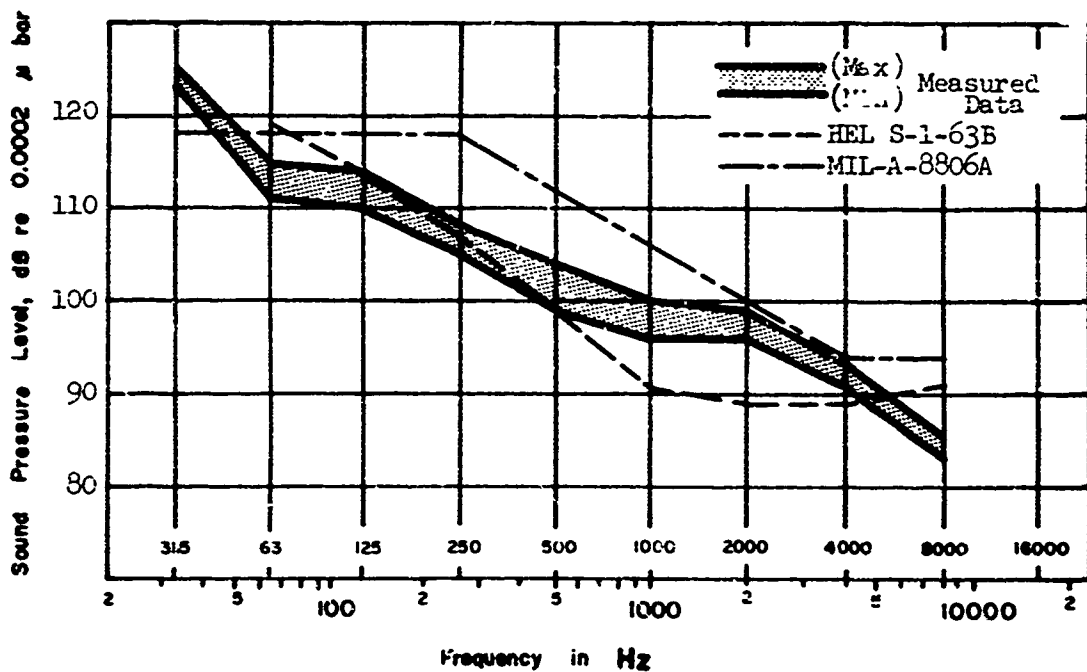


Fig. 84A. RANGE OF NOISE IN THE CH-47B HELICOPTER DURING A PARTIAL POWER DESCENT OF 1500 FEET PER MINUTE AT 100 KNOTS TRUE AIR SPEED (Rotor speed is 230 rpm. Measuring position is at Station 95.)

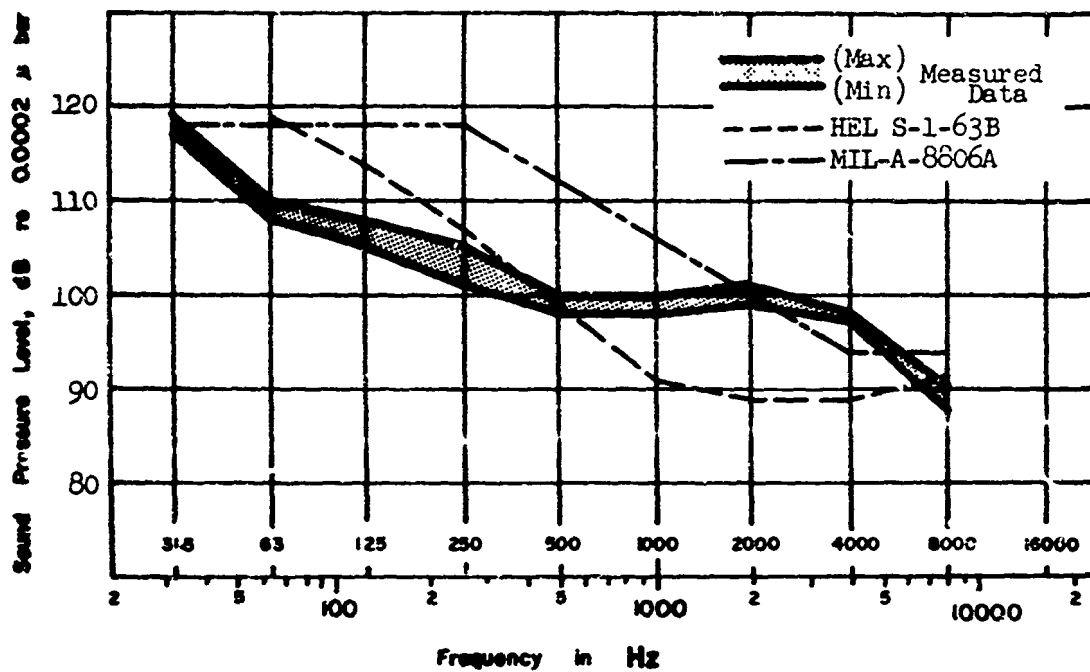


Fig. 85A. RANGE OF NOISE IN THE CH-47B HELICOPTER DURING
 A PARTIAL POWER DESCENT OF 1500 FEET PER MINUTE
 AT 100 KNOTS TRUE AIR SPEED
 (Rotor speed is 230 rpm. Measuring position is at Station 320.)

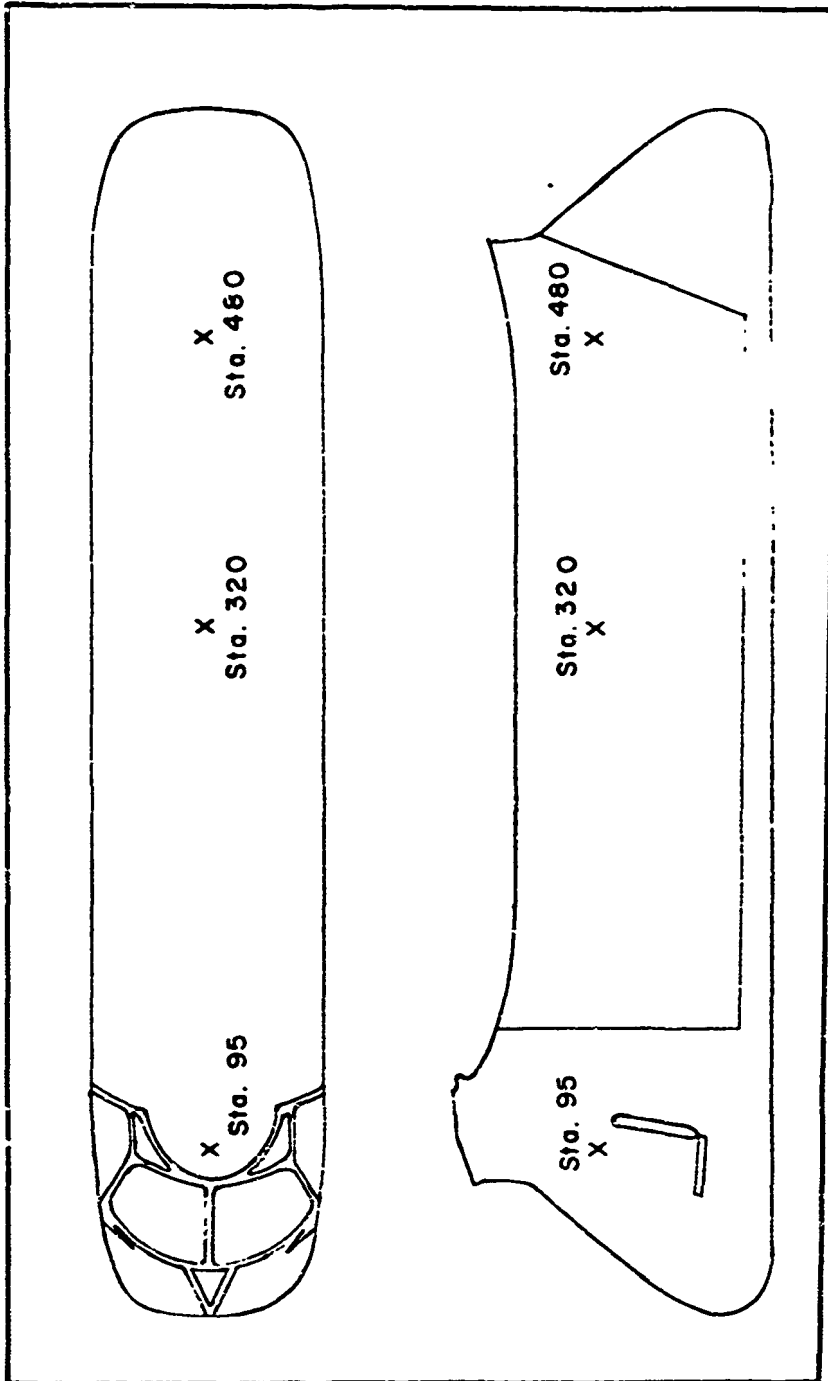


Fig. 86A. MICROPHONE POSITIONS USED TO OBTAIN DATA INSIDE THE CH-47B HELICOPTER

14-00000

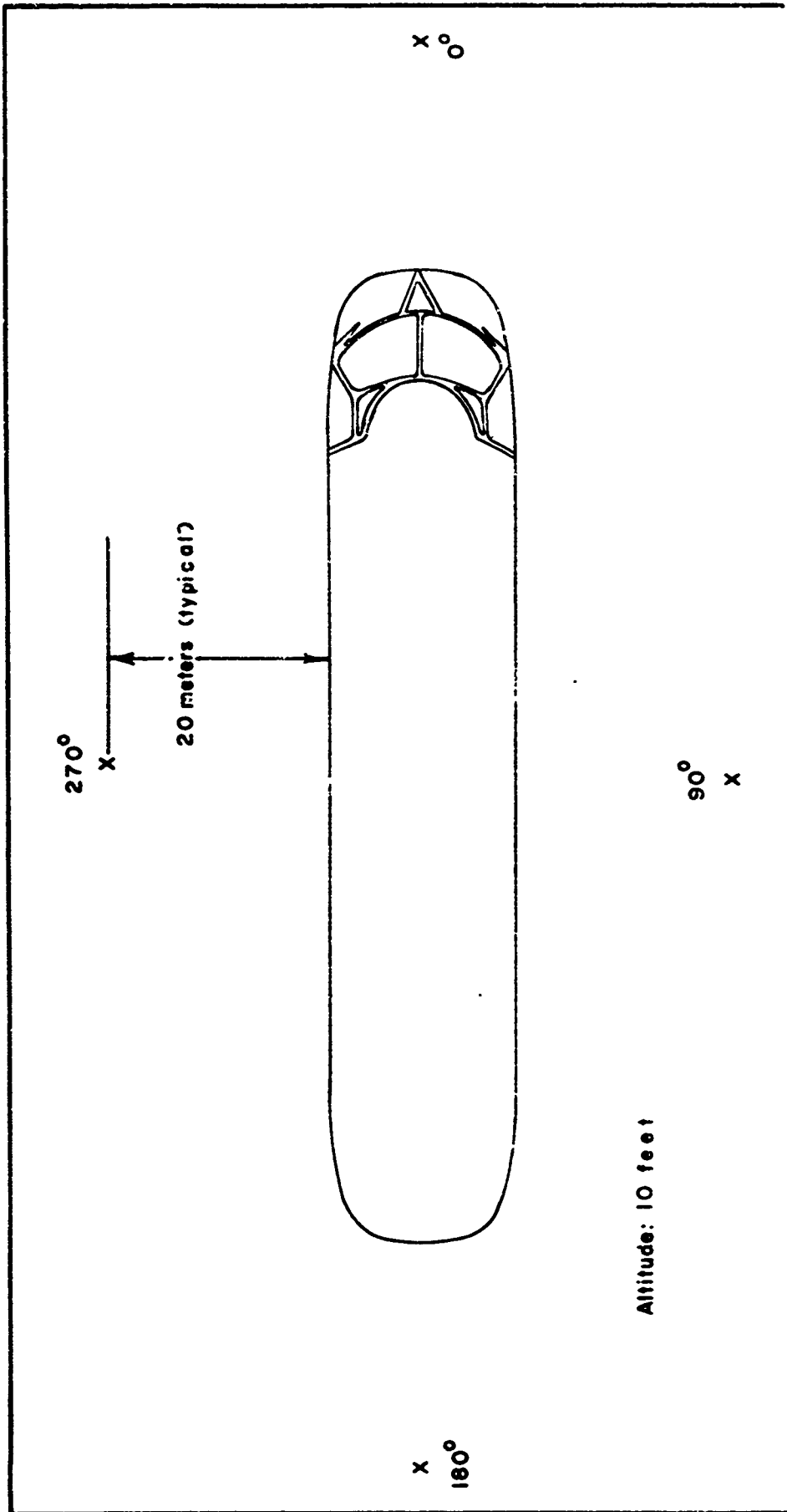


Fig. 87A. MICROPHONE POSITIONS USED TO OBTAIN DATA OUTSIDE THE CH-47B HELICOPTER

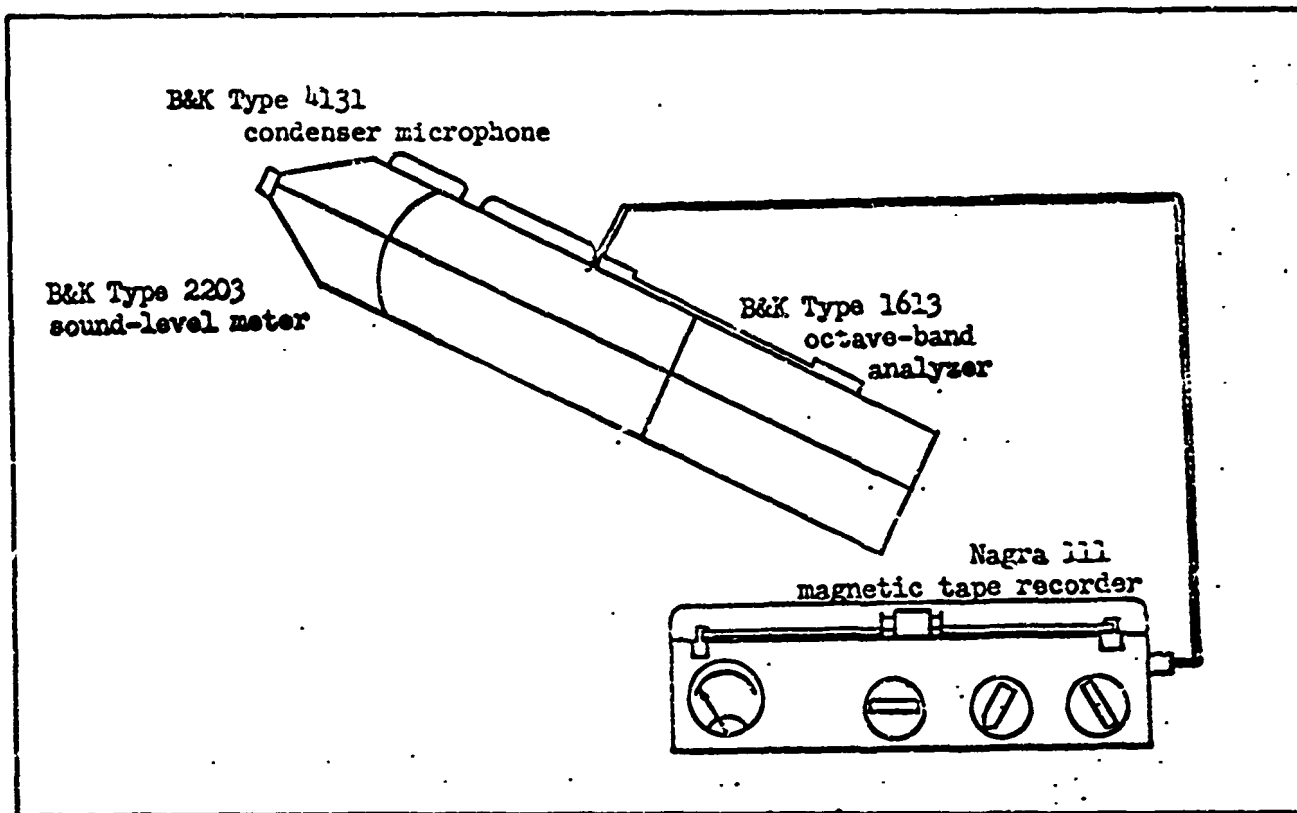


Fig. 88A. EQUIPMENT USED TO OBTAIN AND RECORD DATA
IN THE CH-47B HELICOPTER

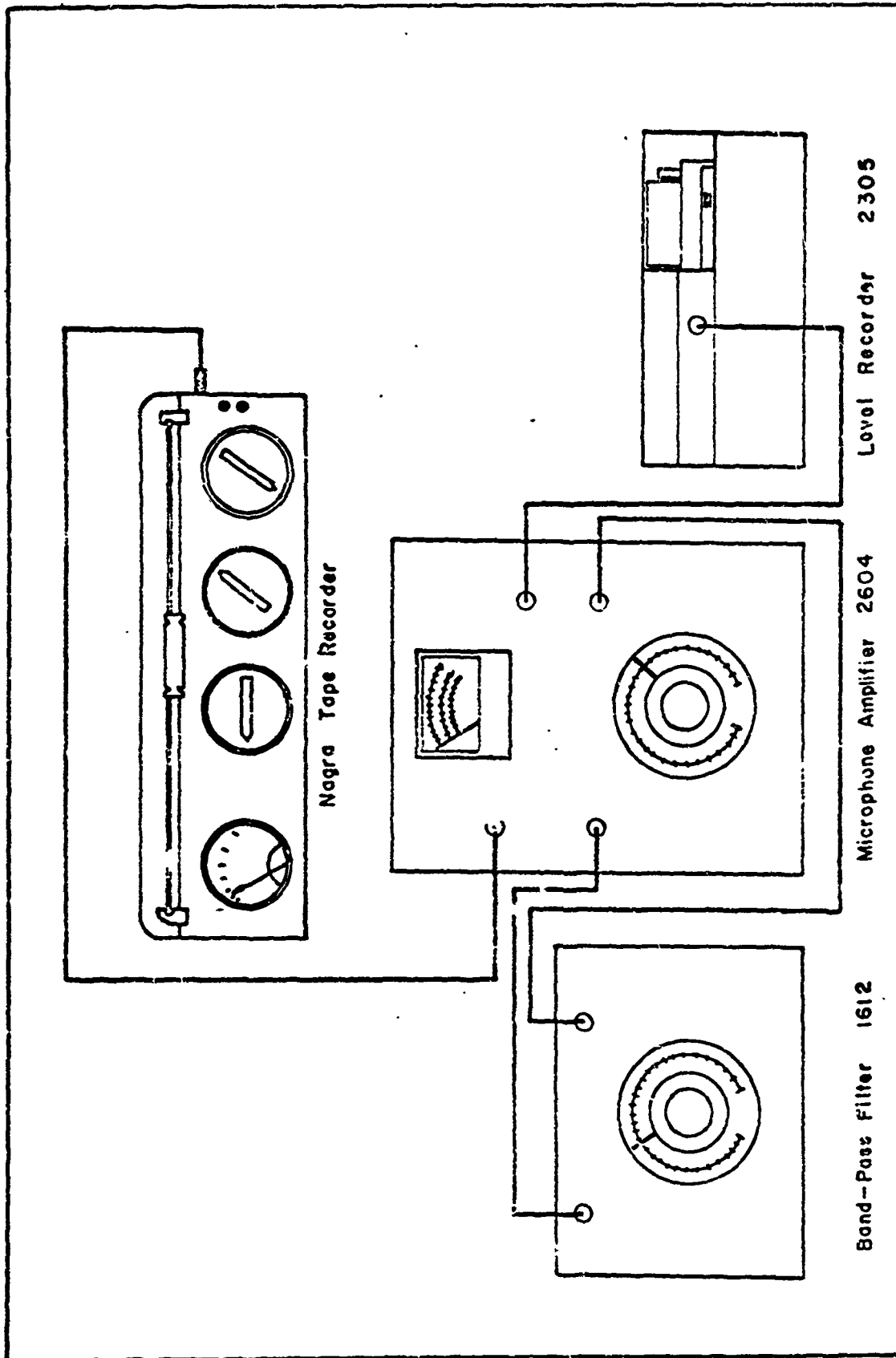
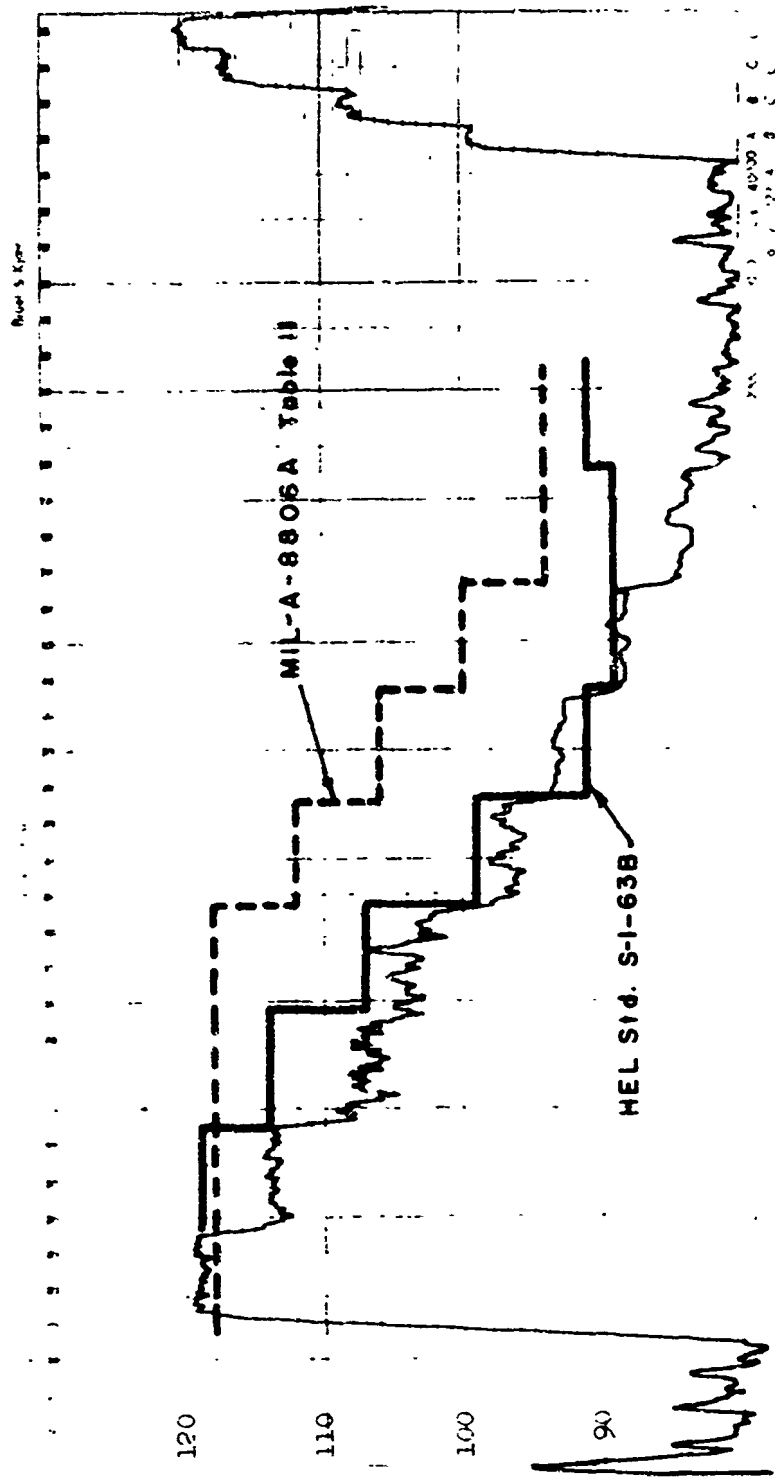


Fig. 89A. EQUIPMENT USED TO ANALYZE TAPE RECORDED CH-47B HELICOPTER DATA



CH-47B
 Helicopter in
 Level Flight at
 140 knots TAS.
 Rotor Speed is
 230 rpm. Meas.
 Position is at
 Station 320.

13 Apr 67

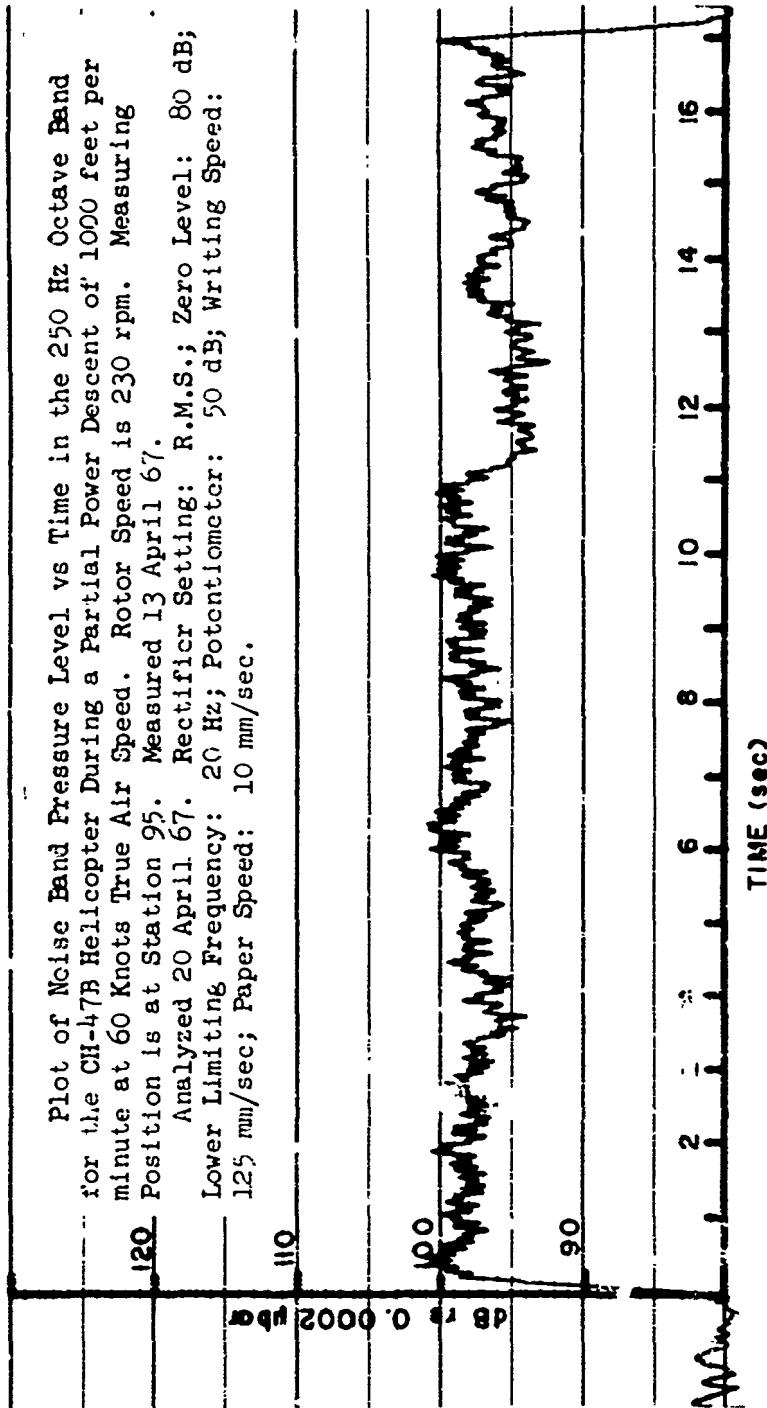
R.M.S.
 80 dB
 20 Hz
 50 dB
 125 mm/sec
 10 mm/sec
 1

Fig. 90A. TYPICAL OCTAVE BAND RECORD USED IN ANALYSIS OF DATA FOR THE CH-47B HELICOPTER

Brüel & Kjær

Brüel & Kjær

Plot of Noise Band Pressure Level vs Time in the 250 Hz Octave Band for the CH-47B Helicopter During a Partial Power Descent of 1000 feet per minute at 60 Knots True Air Speed. Rotor Speed is 230 rpm. Measuring Position is at Station 95. Measured 13 April 67.
Analyzed 20 April 67. Rectifier Setting: R.M.S.; Zero Level: 80 dB; Lower Limiting Frequency: 20 Hz; Potentiometer: 50 dB; Writing Speed: 125 mm/sec; Paper Speed: 10 mm/sec.



OP 1192

Fig. 91A. TYPICAL GRAPHIC LEVEL RECORD OF A TIME-VARYING NOISE IN THE CH-47B HELICOPTER

Unclassified
Security Classification

DOCUMENT CONTROL DATA - R & D		
<i>(Security classification of title, body of abstract and indexing annotation mus. be entered when the overall report is classified)</i>		
1. ORIGINATING ACTIVITY (Corporate author) U. S. Army Human Engineering Laboratories Aberdeen Proving Ground, Maryland 21005		2a. REPORT SECURITY CLASSIFICATION Unclassified
		2b. GROUP
3. REPORT TITLE ACOUSTICAL STUDY OF THE CH-47B (CHINOOK) HELICOPTER		
4. DESCRIPTIVE NOTES (Type of report and inclusive dates)		
5. AUTHOR(S) (First name, middle initial, last name) Thomas S. Bragg		
6. REPORT DATE March 1968	7a. TOTAL NO. OF PAGES 83	7b. NO. OF RSPS 6
8a. CONTRACT OR GRANT NO.	8b. ORIGINATOR'S REPORT NUMBER(S) Technical Note 4-68	
a. PROJECT NO.		
c.	8c. OTHER REPORT NO(S) (Any other numbers that may be assigned this report)	
d.		
10. DISTRIBUTION STATEMENT This document has been approved for public release and sale; its distribution is unlimited. Released to Department of Commerce for sale to the public.		
11. SUPPLEMENTARY NOTES	12. SPONSORING MILITARY ACTIVITY	
13. ABSTRACT Sound measurements were conducted in the CH-47B (Chinook) Helicopter under conditions of normal cruise, maximum continuous power, level flight at various air speeds, hover, level acceleration and deceleration, and partial-power descent. Results are presented and compared with applicable parts of Military Specification MIL-A-8806 and U. S. Army Human Engineering Laboratories Standard S-1-63B. Variations of the noise from that specified in these documents are discussed, and it is recommended that the noise be reduced to conform to the specified levels.		

DD FORM 1473
1 NOV 66

REPLACES DD FORM 1473, 1 JAN 64, WHICH IS
OBSOLETE FOR ARMY USE.

Unclassified
Security Classification

Unclassified
Security Classification

14. KEY WORDS	LINK A		LINK B		LINK C	
	ROLE	WT	ROLE	WT	ROLE	WT
Human Factors Engineering CH-47B Helicopter Acoustical Study Sound Measurements						

Unclassified
Security Classification